

# **BELCAR**

**ENDURANCE CHAMPIONSHIP**

Zolder, Belgium  
22 - 24 April 2011



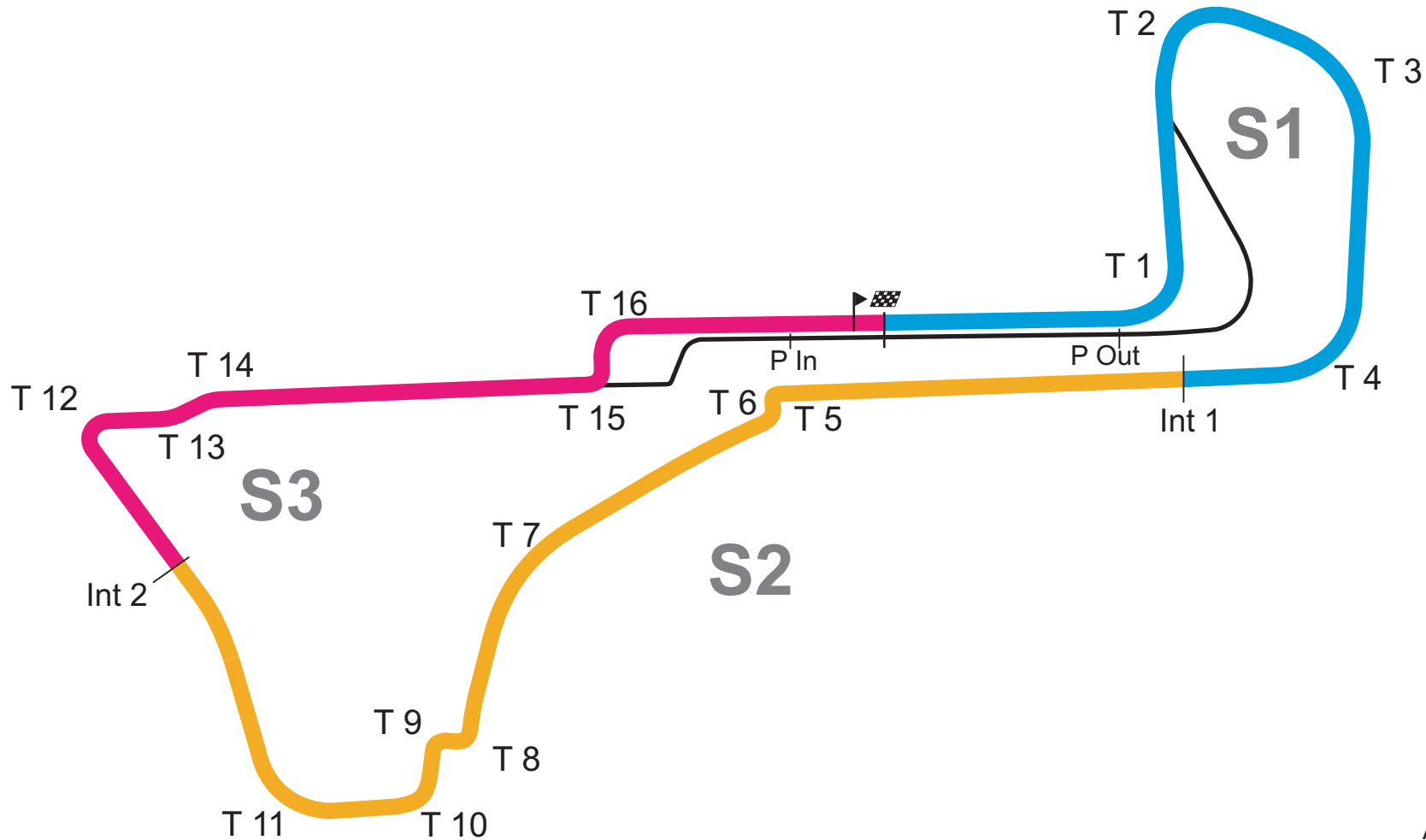
Timing and Results by MST Systems Ltd

[www.mstworld.com](http://www.mstworld.com)



Zolder, Belgium  
22 - 24th April 2011

—▲	Start Line
▣	Finish "Line"
Start Line Offset	-9,5 m
Int 1 = @	1,366 Km
Int 2 = @	2,851 Km
Circuit Centerline	4,000 Km
Pit in @	3,885 Km
Pit out @	0,290 Km
Pit in to Pit out	0,284 Km
A lap by the Pits	4,108 Km
T = Turn Number	S = Sector



**Belcar**  
**FREE PRACTICE 1**

POS	NO	CLS	DRIVER	NAT	CAR	TIME	LAPS	GAP	KPH
1	60	GT3	Goossens / Soulet		Porsche 997 GT3R	1:32.897	22		155.01
2	7	GT3	Verbergt / V.hooydonk		Aston Martin DBR9 GT3	1:33.191	28	0.294	154.52
3	12	GT3	Kuismanen / Palttala		Ford GT3	1:33.272	25	0.375	154.38
4	32	GT3	Longin / Maassen		Audi R8 LMS	1:33.393	21	0.496	154.18
5	1	GT3	Verbist / Ide		Audi R8 LMS	1:33.493	25	0.596	154.02
6	4	GT3	Wauters / Kumpen		Mercedes SLS GT3	1:33.882	28	0.985	153.38
7	11	GTO	Lumbeek / Langeberg		Dodge Viper GTSR	1:34.202	25	1.305	152.86
8	9	GT3	Moser / Schmetz		Aston Martin DBRS9 GT3	1:34.257	21	1.360	152.77
9	2	GTb	Thiers / Thiers		Ferrari F430	1:34.381	30	1.484	152.57
10	3	GT3	Bouvy / Coens		Corvette Z06	1:34.501	15	1.604	152.37
11	15	GTb	De Laet / Lagrange		Lamborghini Gallardo	1:36.435	20	3.538	149.32
12	8	GT3	Vanthoor / Wauters		Mercedes SLS GT3	1:36.478	23	3.581	149.25
13	99	GTO	Derdaele / Derdaele		Porsche GT3 Cup	1:37.732	22	4.835	147.34
14	30	GTO	Makelberge / Kern		Porsche 997 Cup	1:38.127	25	5.230	146.74
15	21	GTO	Mattheus / Redant		Porsche 997 Supercup	1:43.117	20	10.220	139.64
16	65	GTO	Van Samang / Beckers		BMW 335i Coupe	1:44.302	10	11.405	138.06
17	71	GTO	Lammens / V.audenhove		Porsche 996 Cup	1:47.034	18	14.137	134.53
18	95	GTO	Weerot / Van Sprundel		Dodge Viper	1:50.118	8	17.221	130.76
19	22	GTO	Sluys / Renmans		Porsche 997 Cup	1:53.728	15	20.831	126.61

Zolder

Circuit Length = 4.0000 km.

Start: 11:15 End: 12:15

Weather/Track: Sun 21C/Dry 33C

Race Director:	Steward:	Timekeeper:	Issued at:
----------------	----------	-------------	------------

# Belcar

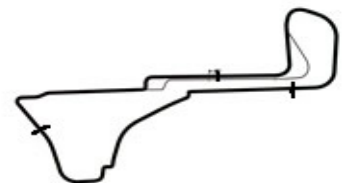
## Free Practice 1 - Sector Analysis Report

Lap S1 Time S1 Spd S2 Time S2 Spd S3 Time S3 Spd Lap Time Pit Lap S1 Time S1 Spd S2 Time S2 Spd S3 Time S3 Spd Lap Time Pit

1 W RACING						Audi R8 LMS						GT3			
1		11:54.629	156.0			12:38.776	Pit	14	30.027	34.418	206.1	29.472	202.3	1:33.917	
2	2:29.242	40.391	160.2	33.114	194.3	3:42.747		15	30.013	34.979	203.7	36.773		1:41.765 Pit	
3	33.420	39.515	170.6	32.130	198.8	1:45.065		16	5:59.742	35.520	203.0	30.010	201.1	7:05.272	
4	32.397	38.629	160.0	31.802	197.6	1:42.828		17	30.914	35.202	204.5	29.603	208.5	1:35.719	
5	32.237	39.016	161.6	40.611		1:51.864 Pit		18	30.087	35.465	204.9	29.976	203.5	1:35.528	
6	7:21.403	37.279	191.8	30.301	200.0	8:28.983		19	30.651	35.117	200.7	36.786		1:42.554 Pit	
7	31.236	35.492	201.8	29.631	202.3	1:36.359		20	2:16.430	37.869	196.7	29.694	198.8	3:23.993	
8	30.396	34.518	205.7	29.243	202.3	1:34.157		21	30.490	34.698	204.1	29.485	206.0	1:34.673	
9	30.260	196.1	34.493	204.1	29.312	202.3	1:34.065	22	30.178	198.0	34.821	201.4	29.289	202.3	1:34.288
10	30.587	34.976	203.7	40.801		1:46.364 Pit		23	30.191	196.4	34.464	204.1	29.132	213.7	1:33.787
11	2:23.229	35.457	204.9	29.426	202.3	3:28.112		24	30.241	197.2	34.400	205.7	29.174	207.2	1:33.815
12	30.013	34.549	206.5	29.213	203.5	1:33.775		25	29.992	197.6	34.249	205.7	35.446		1:39.687 Pit
13	30.030	34.462	206.5	29.001	203.5	1:33.493									

2 MONZA						Ferrari F430						GTb			
1	12:06.249	165.7	45.043	172.2	31.639	202.3	13:22.931	17	31.049	202.0	34.415	209.7	29.230	208.5	1:34.694
2	33.167	192.3	37.583	191.4	30.853	206.0	1:41.603	18	30.625	201.6	34.472	208.8	29.361	208.5	1:34.458
3	32.521	193.8	37.205	197.8	30.022	207.2	1:39.748	19	32.811	195.7	35.358	208.0	29.478	209.8	1:37.647
4	32.017	196.1	35.765	199.2	29.892	207.2	1:37.674	20	30.610	202.8	34.653	209.7	29.118	211.1	1:34.381
5	31.651	198.0	35.796	200.7	29.534	207.2	1:36.981	21	34.649	180.9	36.568	203.3	38.454		1:49.671 Pit
6	31.745	199.2	35.842	206.1	29.793	207.2	1:37.380	22	4:26.216	187.7	36.450	198.1	30.202	201.1	5:32.868
7	32.368	194.2	36.027	198.8	41.887		1:50.282 Pit	23	32.247	196.8	35.508	202.6	29.456	207.2	1:37.211
8	2:53.617	182.2	38.896	200.7	30.349	201.1	4:02.862	24	31.412	198.0	35.182	201.8	29.247	209.8	1:35.841
9	31.679	200.0	35.376	196.0	29.883	204.7	1:36.938	25	31.308	198.0	34.896	205.7	29.452	208.5	1:35.656
10	31.280	197.2	34.907	208.0	29.390	208.5	1:35.577	26	31.421	199.6	35.543	201.8	29.327	207.2	1:36.291
11	30.811	201.6	34.460	208.8	29.115	211.1	1:34.386	27	31.572	197.2	36.010	205.7	29.058	208.5	1:36.640
12	31.893	180.6	35.747	201.8	39.153		1:46.793 Pit	28	31.205	199.2	35.173	206.1	50.417	175.3	1:56.795
13	3:51.479	174.3	36.674	202.2	31.175	206.0	4:59.328	29	32.452	190.9	35.784	200.0	29.236	208.5	1:37.472
14	32.083	193.8	35.530	200.7	29.755	208.5	1:37.368	30	31.324	196.4	35.582	203.7	29.516	211.1	1:36.422
15	31.138	201.6	34.679	208.8	29.272	209.8	1:35.089								
16	32.883	198.0	34.928	206.8	29.963	211.1	1:37.774								

3 DELAHAYE						Corvette Z06						GT3			
1	11:33.508	175.6	41.443	189.4	41.223		12:56.174 Pit	9	4:18.058	194.2	35.890	202.2	29.867	201.1	5:23.815
2	2:32.445	189.4	36.908	201.1	30.952	198.8	3:40.305	10	31.377	194.5	34.978	204.9	29.578	204.7	1:35.933
3	31.786	191.2	35.755	203.7	29.687	202.3	1:37.228	11	31.282	194.9	35.151	204.9	29.340	202.3	1:35.773
4	30.897	194.9	36.404	203.7	29.860	202.3	1:37.161	12	30.661	194.9	34.627	206.1	29.544	202.3	1:34.832
5	31.033	193.8	36.355	198.1	29.484	201.1	1:36.872	13	33.685	90.4	38.690	203.0	29.753	202.3	1:42.128
6	30.593	198.0	34.740	205.3	29.168	203.5	1:34.501	14	30.816	196.8	35.016	204.9	29.296	201.1	1:35.128
7	30.696	195.3	34.892	204.9	29.411	202.3	1:34.999	15	30.772	197.2	35.093	204.5	41.858		1:47.723 Pit
8	31.828	185.9	38.464	183.9	44.104		1:54.396 Pit								



Weather/Track : Sun 21C/Dry 33C

Circuit Length - 4.00 kilometres  
Zolder

# Belcar

## Free Practice 1 - Sector Analysis Report

Lap	S1 Time	S1 Spd	S2 Time	S2 Spd	S3 Time	S3 Spd	Lap Time	Pit	Lap	S1 Time	S1 Spd	S2 Time	S2 Spd	S3 Time	S3 Spd	Lap Time	Pit																																																																																																												
<b>4 KRK</b>									<b>Mercedes SLS GT3</b>									<b>GT3</b>																																																																																																											
1	11:21.493	174.0	43.896	161.6	34.718	192.1	12:40.107		16	30.331	195.7	35.153	204.9	34.749		1:40.233	Pit	17	3:35.830	193.4	36.319	204.1	30.351	201.1	4:42.500		18	30.857	193.8	35.378	204.1	29.436	203.5	1:35.671		19	30.401	195.7	34.642	202.6	29.507	201.1	1:34.550		20	30.372	196.4	34.493	204.9	29.548	202.3	1:34.413		21	30.534	196.4	36.121	199.2	36.358		1:43.013	Pit	22	3:31.930	191.6	35.798	202.6	30.175	204.7	4:37.903		23	30.995	195.7	35.082	204.5	29.417	203.5	1:35.494		24	30.270	196.4	34.682	205.3	29.851	201.1	1:34.803		25	30.888	196.8	36.060	204.5	29.363	201.1	1:36.311		26	30.363	197.6	34.684	205.7	29.261	203.5	1:34.308		27	30.399	193.4	34.746	204.9	29.615	203.5	1:34.760		28	30.299	196.4	34.548	206.1	29.035	203.5	1:33.882	
2	34.519	182.6	44.740	172.2	33.331	188.9	1:52.590		17	30.331	195.7	35.153	204.9	34.749		1:40.233	Pit	18	30.857	193.8	35.378	204.1	29.436	203.5	1:35.671		19	30.401	195.7	34.642	202.6	29.507	201.1	1:34.550		20	30.372	196.4	34.493	204.9	29.548	202.3	1:34.413		21	30.534	196.4	36.121	199.2	36.358		1:43.013	Pit	22	3:31.930	191.6	35.798	202.6	30.175	204.7	4:37.903		23	30.995	195.7	35.082	204.5	29.417	203.5	1:35.494		24	30.270	196.4	34.682	205.3	29.851	201.1	1:34.803		25	30.888	196.8	36.060	204.5	29.363	201.1	1:36.311		26	30.363	197.6	34.684	205.7	29.261	203.5	1:34.308		27	30.399	193.4	34.746	204.9	29.615	203.5	1:34.760		28	30.299	196.4	34.548	206.1	29.035	203.5	1:33.882										
3	34.775	174.0	43.084	177.3	42.420		2:00.279	Pit	18	30.857	193.8	35.378	204.1	29.436	203.5	1:35.671		19	30.401	195.7	34.642	202.6	29.507	201.1	1:34.550		20	30.372	196.4	34.493	204.9	29.548	202.3	1:34.413		21	30.534	196.4	36.121	199.2	36.358		1:43.013	Pit	22	3:31.930	191.6	35.798	202.6	30.175	204.7	4:37.903		23	30.995	195.7	35.082	204.5	29.417	203.5	1:35.494		24	30.270	196.4	34.682	205.3	29.851	201.1	1:34.803		25	30.888	196.8	36.060	204.5	29.363	201.1	1:36.311		26	30.363	197.6	34.684	205.7	29.261	203.5	1:34.308		27	30.399	193.4	34.746	204.9	29.615	203.5	1:34.760		28	30.299	196.4	34.548	206.1	29.035	203.5	1:33.882																			
4	6:20.669	189.1	39.046	177.0	31.464	202.3	7:31.179		19	30.401	195.7	34.642	202.6	29.507	201.1	1:34.550		20	30.372	196.4	34.493	204.9	29.548	202.3	1:34.413		21	30.534	196.4	36.121	199.2	36.358		1:43.013	Pit	22	3:31.930	191.6	35.798	202.6	30.175	204.7	4:37.903		23	30.995	195.7	35.082	204.5	29.417	203.5	1:35.494		24	30.270	196.4	34.682	205.3	29.851	201.1	1:34.803		25	30.888	196.8	36.060	204.5	29.363	201.1	1:36.311		26	30.363	197.6	34.684	205.7	29.261	203.5	1:34.308		27	30.399	193.4	34.746	204.9	29.615	203.5	1:34.760		28	30.299	196.4	34.548	206.1	29.035	203.5	1:33.882																												
5	30.958	196.4	35.465	204.1	29.473	203.5	1:35.896		20	30.372	196.4	34.493	204.9	29.548	202.3	1:34.413		21	30.534	196.4	36.121	199.2	36.358		1:43.013	Pit	22	3:31.930	191.6	35.798	202.6	30.175	204.7	4:37.903		23	30.995	195.7	35.082	204.5	29.417	203.5	1:35.494		24	30.270	196.4	34.682	205.3	29.851	201.1	1:34.803		25	30.888	196.8	36.060	204.5	29.363	201.1	1:36.311		26	30.363	197.6	34.684	205.7	29.261	203.5	1:34.308		27	30.399	193.4	34.746	204.9	29.615	203.5	1:34.760		28	30.299	196.4	34.548	206.1	29.035	203.5	1:33.882																																					
6	30.525	196.1	34.787	205.7	29.008	203.5	1:34.320		21	30.534	196.4	36.121	199.2	36.358		1:43.013	Pit	22	3:31.930	191.6	35.798	202.6	30.175	204.7	4:37.903		23	30.995	195.7	35.082	204.5	29.417	203.5	1:35.494		24	30.270	196.4	34.682	205.3	29.851	201.1	1:34.803		25	30.888	196.8	36.060	204.5	29.363	201.1	1:36.311		26	30.363	197.6	34.684	205.7	29.261	203.5	1:34.308		27	30.399	193.4	34.746	204.9	29.615	203.5	1:34.760		28	30.299	196.4	34.548	206.1	29.035	203.5	1:33.882																																														
7	30.195	197.2	34.977	206.1	38.007		1:43.179	Pit	22	3:31.930	191.6	35.798	202.6	30.175	204.7	4:37.903		23	30.995	195.7	35.082	204.5	29.417	203.5	1:35.494		24	30.270	196.4	34.682	205.3	29.851	201.1	1:34.803		25	30.888	196.8	36.060	204.5	29.363	201.1	1:36.311		26	30.363	197.6	34.684	205.7	29.261	203.5	1:34.308		27	30.399	193.4	34.746	204.9	29.615	203.5	1:34.760		28	30.299	196.4	34.548	206.1	29.035	203.5	1:33.882																																																							
8	3:21.328	191.6	36.361	200.7	29.785	202.3	4:27.474		23	30.995	195.7	35.082	204.5	29.417	203.5	1:35.494		24	30.270	196.4	34.682	205.3	29.851	201.1	1:34.803		25	30.888	196.8	36.060	204.5	29.363	201.1	1:36.311		26	30.363	197.6	34.684	205.7	29.261	203.5	1:34.308		27	30.399	193.4	34.746	204.9	29.615	203.5	1:34.760		28	30.299	196.4	34.548	206.1	29.035	203.5	1:33.882																																																																
9	31.418	193.8	35.385	203.0	29.346	201.1	1:36.149		24	30.270	196.4	34.682	205.3	29.851	201.1	1:34.803		25	30.888	196.8	36.060	204.5	29.363	201.1	1:36.311		26	30.363	197.6	34.684	205.7	29.261	203.5	1:34.308		27	30.399	193.4	34.746	204.9	29.615	203.5	1:34.760		28	30.299	196.4	34.548	206.1	29.035	203.5	1:33.882																																																																									
10	30.563	195.7	34.831	203.3	29.371	202.3	1:34.765		25	30.888	196.8	36.060	204.5	29.363	201.1	1:36.311		26	30.363	197.6	34.684	205.7	29.261	203.5	1:34.308		27	30.399	193.4	34.746	204.9	29.615	203.5	1:34.760		28	30.299	196.4	34.548	206.1	29.035	203.5	1:33.882																																																																																		
11	30.707	194.9	34.733	204.1	29.123	202.3	1:34.563		26	30.363	197.6	34.684	205.7	29.261	203.5	1:34.308		27	30.399	193.4	34.746	204.9	29.615	203.5	1:34.760		28	30.299	196.4	34.548	206.1	29.035	203.5	1:33.882																																																																																											
12	30.249	197.6	34.603	205.3	29.103	202.3	1:33.955		27	30.399	193.4	34.746	204.9	29.615	203.5	1:34.760		28	30.299	196.4	34.548	206.1	29.035	203.5	1:33.882																																																																																																				
13	30.260	196.4	35.214	205.3	29.139	202.3	1:34.613		28	30.299	196.4	34.548	206.1	29.035	203.5	1:33.882																																																																																																													
14	30.183	195.7	35.330	204.5	29.632	202.3	1:35.145																																																																																																																						
15	30.495	196.1	34.815	204.5	29.373	201.1	1:34.683																																																																																																																						

Lap	S1 Time	S1 Spd	S2 Time	S2 Spd	S3 Time	S3 Spd	Lap Time	Pit	Lap	S1 Time	S1 Spd	S2 Time	S2 Spd	S3 Time	S3 Spd	Lap Time	Pit																																																																																																												
<b>7 BARWELL</b>									<b>Aston Martin DBR9 GT3</b>									<b>GT3</b>																																																																																																											
1	12:35.521	180.3	41.214	194.9	40.820		13:57.555	Pit	16	30.643	190.9	35.984	203.3	41.555		1:48.182	Pit	17	2:56.559	191.2	37.993	202.6	34.123	202.3	4:08.675		18	30.443	198.4	36.146	200.3	29.802	204.7	1:36.391		19	30.032	199.6	35.744	204.5	29.669	204.7	1:35.445		20	30.099	199.6	35.049	207.6	29.296	203.5	1:34.444		21	29.808	199.2	34.524	206.5	29.238	202.3	1:33.570		22	29.825	200.7	34.416	207.6	29.286	203.5	1:33.527		23	29.931	198.4	35.993	207.6	36.759		1:42.683	Pit	24	3:10.140	198.8	35.624	205.7	29.269	204.7	4:15.033		25	29.723	200.0	34.513	207.6	28.955	204.7	1:33.191		26	29.761	200.3	35.316	206.1	29.459	204.7	1:34.536		27	29.792	200.3	34.300	208.0	29.247	206.0	1:33.339		28	31.402	193.4	35.695	206.1	37.286		1:44.383	Pit
2	2:27.912	190.1	38.734	200.7	30.684	201.1	3:37.330		17	2:56.559	191.2	37.993	202.6	34.123	202.3	4:08.675		18	30.443	198.4	36.146	200.3	29.802	204.7	1:36.391		19	30.032	199.6	35.744	204.5	29.669	204.7	1:35.445		20	30.099	199.6	35.049	207.6	29.296	203.5	1:34.444		21	29.808	199.2	34.524	206.5	29.238	202.3	1:33.570		22	29.825	200.7	34.416	207.6	29.286	203.5	1:33.527		23	29.931	198.4	35.993	207.6	36.759		1:42.683	Pit	24	3:10.140	198.8	35.624	205.7	29.269	204.7	4:15.033		25	29.723	200.0	34.513	207.6	28.955	204.7	1:33.191		26	29.761	200.3	35.316	206.1	29.459	204.7	1:34.536		27	29.792	200.3	34.300	208.0	29.247	206.0	1:33.339		28	31.402	193.															

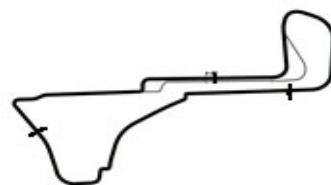
# Belcar

## Free Practice 1 - Sector Analysis Report

Lap	S1 Time	S1 Spd	S2 Time	S2 Spd	S3 Time	S3 Spd	Lap Time	Pit	Lap	S1 Time	S1 Spd	S2 Time	S2 Spd	S3 Time	S3 Spd	Lap Time	Pit									
<b>8 KRK</b>									<b>Mercedes SLS GT3</b>									<b>GT3</b>								
1	13:06.935	163.1	40.208	190.1	31.005	198.8	14:18.148		13	34.073	184.2	38.123	196.3	39.271		1:51.467	Pit	14	3:30.301	181.6	38.872	192.8	30.715	197.6	4:39.888	
2	32.338	190.1	37.457	193.5	30.799	197.6	1:40.594		15	32.601	189.1	36.788	197.8	30.176	198.8	1:39.565		16	31.444	191.2	36.379	198.5	30.079	200.0	1:37.902	
3	32.461	188.4	37.414	197.0	38.535		1:48.410	Pit	17	31.686	192.7	36.177	199.2	29.893	198.8	1:37.756		18	35.579	178.4	40.683	189.8	40.560		1:56.822	Pit
4	2:33.163	188.4	38.228	169.8	41.654		3:53.045	Pit	19	4:08.150	188.7	36.669	198.1	30.004	198.8	5:14.823		20	31.715	192.3	35.813	199.6	30.038	198.8	1:37.566	
5	5:36.740	180.3	39.928	193.2	32.138	197.6	6:48.806		21	31.553	191.2	36.064	199.2	29.838	198.8	1:37.455		22	31.294	191.6	35.591	199.6	29.635	201.1	1:36.520	
6	32.778	189.4	37.218	198.8	30.568	200.0	1:40.564		23	31.047	193.4	35.613	200.3	29.818	198.8	1:36.478										
7	31.783	184.6	38.119	197.4	30.476	198.8	1:40.378																			
8	32.400	190.1	36.576	198.1	29.962	200.0	1:38.938																			
9	35.110	185.9	37.495	198.5	40.407		1:53.012	Pit																		
10	6:54.547	180.6	38.206	196.3	31.019	197.6	8:03.772																			
11	31.810	190.1	36.458	198.1	30.726	195.4	1:38.994																			
12	32.038	192.0	36.519	197.8	30.608	196.5	1:39.165																			

Lap	S1 Time	S1 Spd	S2 Time	S2 Spd	S3 Time	S3 Spd	Lap Time	Pit	Lap	S1 Time	S1 Spd	S2 Time	S2 Spd	S3 Time	S3 Spd	Lap Time	Pit									
<b>9 GPR ASTON</b>									<b>Aston Martin DBRS9 GT3</b>									<b>GT3</b>								
1	11:12.920	157.2	43.854	182.4	34.160	201.1	12:30.934		12	31.387	196.8	35.090	206.5	35.909		1:42.386	Pit	13	11:43.646		42.675	173.9	31.133	201.1	12:57.454	
2	33.253	188.7	37.794	198.5	41.470		1:52.517	Pit	14	32.313		36.201	203.7	31.835	204.7	1:40.349		15	30.583	198.0	38.797	200.7	29.789	206.0	1:39.169	
3	2:13.122	192.3	36.198	202.2	29.977	206.0	3:19.297		16	30.401	196.8	35.001	207.2	29.482	207.2	1:34.884		17	30.703	198.0	34.927	205.3	30.113	207.2	1:35.743	
4	30.351	196.4	34.881	207.2	29.580	206.0	1:34.812		18	30.109	198.4	35.016	206.5	29.936	207.2	1:35.061		19	30.724	197.2	36.079	204.5	42.608		1:49.411	Pit
5	30.114	198.0	34.827	207.6	29.521	206.0	1:34.462		20	2:54.112	194.5	35.438	206.1	29.797	207.2	3:59.347		21	30.442	194.9	35.365	206.8	29.558	206.0	1:35.365	
6	30.422	196.4	35.287	207.2	29.642	203.5	1:35.351																			
7	30.290	198.8	35.018	206.5	29.650	207.2	1:34.958																			
8	30.179	194.2	35.214	206.5	36.825		1:42.218	Pit																		
9	4:07.673	190.1	35.711	204.5	29.568	206.0	5:12.952																			
10	30.701	199.2	34.645	206.5	29.372	207.2	1:34.718																			
11	30.152	197.2	34.757	206.8	29.348	207.2	1:34.257																			

Lap	S1 Time	S1 Spd	S2 Time	S2 Spd	S3 Time	S3 Spd	Lap Time	Pit	Lap	S1 Time	S1 Spd	S2 Time	S2 Spd	S3 Time	S3 Spd	Lap Time	Pit									
<b>11 DVB RACING</b>									<b>Dodge Viper GTSR</b>									<b>GTO</b>								
1	13:11.390	128.9	51.019	157.8	36.104	196.5	14:38.513		14	31.571	200.3	35.377	209.7	29.507	212.4	1:36.455		15	31.636	200.0	35.681	205.3	40.475		1:47.792	Pit
2	36.455	189.8	39.504	184.6	32.162	207.2	1:48.121		16	5:20.302	155.7	41.917	183.0	33.001	163.6	6:35.220		17	36.830	159.7	39.444	204.1	31.996	211.1	1:48.270	
3	33.778	194.5	38.495	169.5	31.895	208.5	1:44.168		18	31.199	200.7	35.937	209.7	29.426	212.4	1:36.562		19	30.242	202.8	34.792	212.1	29.168	213.7	1:34.202	
4	33.441	196.1	39.044	195.6	30.869	211.1	1:43.354		20	31.844	197.6	34.998	212.1	40.005		1:46.847	Pit	21	2:36.007	192.7	38.651	167.9	30.842	211.1	3:45.500	
5	32.908	198.8	37.948	196.7	30.978	211.1	1:41.834		22	31.723	198.8	37.753	198.5	30.355	212.4	1:39.831		23	31.780	198.0	35.816	205.3	30.025	212.4	1:37.621	
6	33.818	196.4	37.754	194.2	42.797		1:54.369	Pit	24	32.248	191.6	36.810	203.0	30.194	212.4	1:39.252		25	31.447	198.8	36.405	205.3	29.717	215.0	1:37.569	
7	3:40.075	193.1	39.393	188.8	31.658	212.4	4:51.126																			
8	32.541	198.4	36.554	199.2	30.034	212.4	1:39.129																			
9	32.169	196.4	36.428	203.3	30.524	211.1	1:39.121																			
10	32.619	194.5	36.590	196.0	41.140		1:50.349	Pit																		
11	5:36.541	190.9	38.745	191.4	30.661	207.2	6:45.947																			
12	31.678	198.8	36.119	208.8	29.658	213.7	1:37.455																			
13	31.500	201.1	35.738	208.4	29.329	212.4	1:36.567																			



Weather/Track : Sun 21C/Dry 33C

Circuit Length - 4.00 kilometres  
Zolder

# Belcar

## Free Practice 1 - Sector Analysis Report

Lap S1 Time S1 Spd S2 Time S2 Spd S3 Time S3 Spd Lap Time Pit Lap S1 Time S1 Spd S2 Time S2 Spd S3 Time S3 Spd Lap Time Pit

### 12 KUISMANEN

1	11:47.121	162.3	47.644	125.7	39.110	197.6	13:13.875	
2	35.782	179.0	40.973	194.9	31.960	200.0	1:48.715	
3	32.381	192.3	36.316	198.5	31.012	200.0	1:39.709	
4	33.239	188.0	35.711	200.0	29.972	202.3	1:38.922	
5	31.683		35.765	202.2	29.986	202.3	1:37.434	
6	34.000		38.981	199.6	43.089		1:56.070	Pit
7	10:00.922	191.2	36.628	202.2	29.701	206.0	11:07.251	
8	30.477	197.6	34.836	204.5	29.244	204.7	1:34.557	
9	30.092	199.2	34.883	204.9	29.102	204.7	1:34.077	
10	30.326	197.6	34.381	205.3	29.002	204.7	1:33.709	
11	31.186	194.5	37.007	198.5	39.361		1:47.554	Pit
12	4:11.734	196.4	35.889	200.0	29.614	204.7	5:17.237	
13	30.336	199.6	34.115	205.3	29.069	204.7	1:33.520	

### Ford GT3

14	30.265	199.2	34.143	206.5	29.038	203.5	1:33.446	
15	30.362	197.6	33.944	206.1	28.966	204.7	1:33.272	
16	30.981	198.0	35.920	200.7	39.274		1:46.175	Pit
17	2:59.150		41.052	189.4	30.839	200.0	4:11.041	
18	31.831		35.377	203.0	29.994	203.5	1:37.202	
19	31.072	196.4	34.933	203.7	29.319	203.5	1:35.324	
20	30.992	196.1	35.233	203.0	30.769	204.7	1:36.994	
21	32.176	186.3	38.233	202.6	32.013	202.3	1:42.422	
22	31.600	191.6	35.412	203.7	29.496	204.7	1:36.508	
23	30.780	195.3	34.837	201.8	29.295	203.5	1:34.912	
24	31.271	193.4	35.627	204.9	30.858	206.0	1:37.756	
25	31.113	194.9	35.584	204.9	42.159		1:48.856	Pit

### GT3

### 15 DVB RACING

1	13:48.087		41.537	177.0	35.232	180.0	15:04.856	
2	34.140		38.452	183.0	41.735		1:54.327	Pit
3	2:32.440		40.714	185.8	32.936	192.1	3:46.090	
4	32.844		36.981	180.9	32.318	195.4	1:42.143	
5	32.663		37.158	194.2	31.384	188.9	1:41.205	
6	31.976		37.379	191.1	41.539		1:50.894	Pit
7	4:59.339		37.935	191.8	30.918	188.9	6:08.192	
8	32.339		36.866	196.0	30.673	187.9	1:39.878	
9	31.880		36.974	194.2	30.612	187.9	1:39.466	
10	33.928		38.360	188.8	40.959		1:53.247	Pit
11	3:41.150		38.293	196.0	30.929	195.4	4:50.372	

### Lamborghini Gallardo

12	31.251		36.030	200.3	30.108	196.5	1:37.389	
13	30.899		35.335	201.1	30.201	192.1	1:36.435	
14	31.010		35.967	199.2	38.962		1:45.939	Pit
15	3:07.643		38.221	192.8	31.268	194.3	4:17.132	
16	31.253		37.715	187.8	39.586		1:48.554	Pit
17	5:10.948	182.6	37.458	194.2	30.875	188.9	6:19.281	
18	31.778	191.2	36.133	197.8	30.407	193.2	1:38.318	
19	32.696		37.547	192.8	30.962	194.3	1:41.205	
20	32.856	185.9	38.701	192.1	40.906		1:52.463	Pit

### GTb

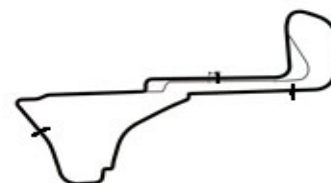
### 21 LEVEL RACING

1	27:02.285	148.0	51.910	141.3	51.970		28:46.165	Pit
2	5:14.889	155.3	45.824	159.2	36.825	172.7	6:37.538	
3	40.768	157.9	43.675	162.1	36.914	174.4	2:01.357	
4	37.465	169.9	42.516	174.4	35.812	174.4	1:55.793	
5	36.053	168.2	41.194	174.1	34.570	178.1	1:51.817	
6	35.986	174.6	41.204	178.8	33.908	178.1	1:51.098	
7	35.511	175.9	40.657	169.5	46.913		2:03.081	Pit
8	3:19.808	156.7	42.084	177.0	33.785	175.3	4:35.677	
9	34.311	175.6	39.411	182.7	33.342	177.2	1:47.064	
10	33.774	175.6	38.698	183.3	32.559	176.2	1:45.031	
11	34.253	178.7	38.602	183.9	32.432	180.0	1:45.287	

### Porsche 997 Supercup

12	33.130	177.7	38.088	183.6	32.017	180.9	1:43.235	
13	32.811	180.0	38.137	185.8	32.169	179.0	1:43.117	
14	34.721	163.6	39.533	185.2	33.136	177.2	1:47.390	
15	33.435	175.6	38.662	182.1	33.057	178.1	1:45.154	
16	33.663	177.4	38.715	180.6	33.051	178.1	1:45.429	
17	33.426	176.8	38.687	183.0	32.151	178.1	1:44.264	
18	33.063	180.0	38.183	185.8	32.110	180.0	1:43.356	
19	32.935	180.0	38.074	183.6	32.125	179.0	1:43.134	
20	32.933	177.7	38.612	184.9	32.112	181.9	1:43.657	

### GTO



Weather/Track : Sun 21C/Dry 33C

Circuit Length - 4.00 kilometres  
Zolder

# Belcar

## Free Practice 1 - Sector Analysis Report

Lap S1 Time S1 Spd S2 Time S2 Spd S3 Time S3 Spd Lap Time Pit Lap S1 Time S1 Spd S2 Time S2 Spd S3 Time S3 Spd Lap Time Pit

### 22 LEVEL RACING

1	25:38.902		49.909	134.4	39.855	146.7	27:08.666	
2	41.799		45.917	141.7	36.972	153.3	2:04.688	
3	40.872	149.3	44.895	145.5	36.878	164.4	2:02.645	
4	39.005		43.718	147.3	45.665		2:08.388	Pit
5	3:42.678	155.0	43.374	153.6	37.791	159.8	5:03.843	
6	40.422		43.738	150.8	45.139		2:09.299	Pit
7	4:12.525		49.669	143.2	38.966	150.6	5:41.160	
8	41.715		46.274	151.4	37.753	152.0	2:05.742	

### Porsche 997 Cup

Porsche 997 Cup				GTO			
9	40.764		46.261	151.8	36.772	152.0	2:03.797
10	39.595		44.161	150.4	36.398	152.6	2:00.154
11	40.151		44.511	157.2	36.116	159.8	2:00.778
12	38.488		43.376	159.2	34.616	165.2	1:56.480
13	38.217	156.2	43.880	158.5	34.676	166.0	1:56.773
14	38.543	147.8	43.213	160.2	35.001	171.0	1:56.757
15	37.442	157.2	42.392	164.1	33.894	171.0	1:53.728

### 30 SPEEDLOVER

1	11:03.803	136.4	49.699	169.5	36.358	187.9	12:29.860	
2	32.852	185.9	37.479	189.8	31.381	191.0	1:41.712	
3	32.500	186.6	36.821	192.8	30.807	191.0	1:40.128	
4	32.530	187.3	36.427	192.8	30.818	192.1	1:39.775	
5	31.829	188.7	36.731	161.4	44.023		1:52.583	Pit
6	10:03.945	180.9	37.671	189.1	31.168	192.1	11:12.784	
7	31.949	185.9	36.475	192.8	30.518	192.1	1:38.942	
8	32.839	187.0	36.522	190.8	30.832	192.1	1:40.193	
9	31.607	189.1	35.948	192.8	30.572	191.0	1:38.127	
10	31.635	189.1	36.627	192.1	30.710	192.1	1:38.972	
11	31.685	187.7	35.982	193.2	30.596	191.0	1:38.263	
12	33.746	170.5	39.925	178.2	41.455		1:55.126	Pit
13	3:45.183	175.3	40.077	181.8	33.443	185.8	4:58.703	

### Porsche 997 Cup

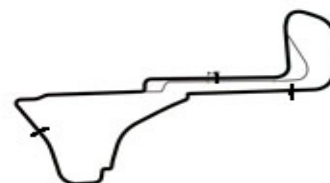
Porsche 997 Cup				GTO				
14	34.834	180.3	39.231	187.8	31.897	190.0	1:45.962	
15	34.523	180.6	37.909	190.1	31.506	190.0	1:43.938	
16	34.694	180.3	38.216	188.8	31.549	190.0	1:44.459	
17	34.185	181.6	38.185	182.7	32.300	191.0	1:44.670	
18	33.827	183.6	37.575	189.1	32.079	183.8	1:43.481	
19	33.975	183.6	37.783	190.4	41.626		1:53.384	Pit
20	4:09.945	180.3	38.266	190.1	31.800	188.9	5:20.011	
21	33.902	183.2	37.677	190.8	31.559	190.0	1:43.138	
22	33.181	184.2	38.549	187.1	31.186	187.9	1:42.916	
23	33.875	185.2	38.396	193.2	33.564	186.8	1:45.835	
24	34.320	181.9	38.823	176.1	33.702	188.9	1:46.845	
25	34.068	180.3	37.854	190.8	31.466	192.1	1:43.388	

### 32 W RACING

1	11:02.153		47.726	132.3	42.694		12:32.573	Pit
2	3:09.230		47.912	126.4	35.165	201.1	4:32.307	
3	33.379		42.920	152.7	33.113	202.3	1:49.412	
4	36.469		42.722	145.5	33.006	192.1	1:52.197	
5	35.314		42.745	164.8	39.402		1:57.461	Pit
6	4:15.447		39.575	181.8	32.625	201.1	5:27.647	
7	31.511		37.672	197.8	31.345	204.7	1:40.528	
8	30.848	194.9	36.851	199.2	30.712	203.5	1:38.411	
9	30.788		36.267	200.0	37.277		1:44.332	Pit
10	15:24.404		36.138	201.4	30.625	200.0	16:31.167	
11	30.798		34.966	205.3	29.273	204.7	1:35.037	

### Audi R8 LMS

Audi R8 LMS				GT3				
12	29.832		34.486	203.7	29.075	203.5	1:33.393	
13	30.154		34.495	205.7	35.618		1:40.267	Pit
14	1:36.585	190.9	36.095	199.6	29.823	201.1	2:42.503	
15	30.278		34.801	204.1	29.198	202.3	1:34.277	
16	29.930	198.4	34.682	206.1	29.045	203.5	1:33.657	
17	31.062	188.7	34.723	204.9	29.208	204.7	1:34.993	
18	30.561	194.2	35.381	205.3	35.797	203.5	1:41.739	
19	30.043	195.3	34.567	202.6	28.971	212.4	1:33.581	
20	30.060		34.447	206.1	32.554	184.8	1:37.061	
21	33.052	186.6	36.668	201.1	36.213		1:45.933	Pit



Weather/Track : Sun 21C/Dry 33C

Circuit Length - 4.00 kilometres  
Zolder

Printed at 12:22, Friday, 22 April, 2011

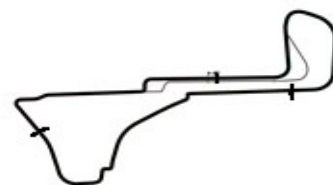
© MST Systems Ltd, 2005 (www.mstworld.com)

Page 5

# Belcar

## Free Practice 1 - Sector Analysis Report

Lap	S1 Time	S1 Spd	S2 Time	S2 Spd	S3 Time	S3 Spd	Lap Time	Pit	Lap	S1 Time	S1 Spd	S2 Time	S2 Spd	S3 Time	S3 Spd	Lap Time	Pit																																																																																																			
<b>60 PROSPEED</b>									<b>Porsche 997 GT3R</b>									<b>GT3</b>																																																																																																		
1	11:01.797	172.0	37.915	200.7	30.187	198.8	12:09.899		13	10:58.707	190.1	35.357	202.6	29.622	200.0	12:03.686		14	30.740	193.8	35.350	201.1	29.216	201.1	1:35.306		15	30.366	196.4	34.387	204.9	29.055	201.1	1:33.808		16	4:23.659	189.1	34.904	201.4	29.288	202.3	5:27.851	Pit	17	30.166	193.4	34.475	206.1	29.059	203.5	1:33.700		18	30.173	196.1	34.552	205.3	29.294	202.3	1:34.019		19	30.210	194.9	34.527	203.7	29.119	201.1	1:33.856		20	30.021	196.1	34.211	206.1	28.951	202.3	1:33.183		21	30.393	190.1	33.979	206.5	28.990	201.1	1:33.362		22	30.038	195.3	34.006	206.8	29.057	200.0	1:33.101		11	30.658	191.6	34.393	206.1	34.781		1:39.832	Pit	12	6:19.359	190.5	34.694	201.4	45.762		7:39.815	Pit
<b>65 MSE</b>									<b>BMW 335i Coupe</b>									<b>GTO</b>																																																																																																		
1	11:33.934	146.2	47.263	154.9	37.036	172.7	12:58.233		7	15:28.612	154.6	43.322	177.0	34.020	180.9	16:45.954		8	37.144	168.2	42.627	173.6	34.100	180.0	1:53.871		9	35.252	173.4	40.542	174.4	33.594	180.9	1:49.388		10	35.727	169.4	39.888	180.0	32.828	181.9	1:48.443		5	34.727	173.7	39.236	183.3	32.825	181.9	1:46.788		6	34.619	168.0	39.200	183.3	44.053		1:57.872	Pit																																																						
<b>71 SKYLIMIT</b>									<b>Porsche 996 Cup</b>									<b>GTO</b>																																																																																																		
1	11:01.527		53.653	141.1	39.176	173.6	12:34.356		11	4:54.639		44.227	161.6	35.603	175.3	6:14.469		12	39.330		50.668	159.2	36.658	175.3	2:06.656		13	37.740		43.388	160.0	36.114	177.2	1:57.242		14	39.684		53.007	129.4	58.169		2:30.860	Pit	15	14:09.844	163.3	43.363	161.4	34.696	175.3	15:27.903		16	37.207	171.4	43.055	158.1	34.705	176.2	1:54.967		17	37.705		41.634	165.3	35.979	174.4	1:55.318		18	36.313		41.915	162.4	34.741	178.1	1:52.969		19	36.837		41.987	165.1	34.948	178.1	1:53.772		10	37.767		42.922	159.5	49.268		2:09.957	Pit																		
<b>95 BRASS RACING</b>									<b>Dodge Viper</b>									<b>GTO</b>																																																																																																		
1	11:43.331		49.539	147.3	38.979	161.3	13:11.849		6	3:15.659		43.315	170.8	35.172	179.0	4:34.146		7	41.815		45.638	160.4	36.124	171.0	2:03.577		8	37.987		42.304	171.4	33.991	175.3	1:54.282		5	35.644		40.342	182.7	36.333	178.1	1:52.319		5	35.259		42.452	169.5	44.241		2:01.952	Pit																																																															



Weather/Track : Sun 21C/Dry 33C

Circuit Length - 4.00 kilometres  
Zolder

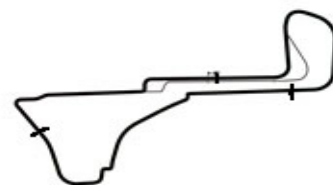
# Belcar

## Free Practice 1 - Sector Analysis Report

Lap	S1 Time	S1 Spd	S2 Time	S2 Spd	S3 Time	S3 Spd	Lap Time	Pit	Lap	S1 Time	S1 Spd	S2 Time	S2 Spd	S3 Time	S3 Spd	Lap Time	Pit									
<b>99 BELGIUM RACING</b>									<b>Porsche GT3 Cup</b>									<b>GTO</b>								
1						198.8	13:17.645		13	5:17.289		40.358	188.8	40.582		6:38.229	Pit									
2	34.772		38.598	194.2	32.467	198.8	1:45.837		14	2:33.524		38.264	194.9	30.917	196.5	3:42.705										
3	32.859		37.152	198.8	31.068	200.0	1:41.079		15	32.301		36.763	198.8	30.729	196.5	1:39.793										
4	32.634		36.425	200.7	30.463	201.1	1:39.522		16	32.646		36.390	199.2	30.453	198.8	1:39.489										
5	31.623		36.003	201.1	30.365	201.1	1:37.991		17	32.771		36.884	197.4	30.357	197.6	1:40.012										
6	31.505		35.955	200.3	30.272	201.1	1:37.732		18	32.100		36.317	199.6	31.001	197.6	1:39.418										
7	35.093		48.067	117.7	48.123		2:11.283	Pit	19	32.387		36.677	197.0	30.696	197.6	1:39.760										
8	4:28.188		38.624	196.0	31.283	200.0	5:38.095		20	32.248		37.028	198.1	30.751	197.6	1:40.027										
9	31.878	193.4	36.753	194.5	30.687	200.0	1:39.318		21	32.108	190.1	36.726	196.7	30.802	197.6	1:39.636										
10	31.795		36.289	201.4	30.407	201.1	1:38.491		22	32.838	176.5	37.994	197.0	38.425		1:49.257	Pit									
11	31.708	190.1	35.842	201.4	30.227	201.1	1:37.777																			
12	35.857	146.5	44.195	150.4	44.446		2:04.498	Pit																		



Weather/Track : Sun 21C/Dry 33C

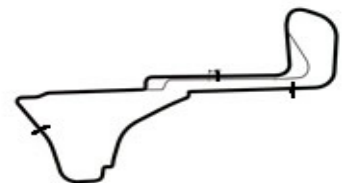


Circuit Length - 4.00 kilometres  
Zolder

# Belcar

## Free Practice 1 - Best Sector Speeds Report

SECTOR 1				SECTOR 2				SECTOR 3				
POS	NO	NAME	SPEED	LAP	NO	NAME	SPEED	LAP	NO	NAME	SPEED	LAP
1	2	MONZA	202.8	20	11	DVB RACING	212.1	19	11	DVB RACING	215.0	25
2	11	DVB RACING	202.8	19	2	MONZA	209.7	17	1	W RACING	213.7	23
3	7	BARWELL	200.7	22	7	BARWELL	208.0	27	32	W RACING	212.4	19
4	12	KUISMANEN	199.6	13	9	GPR ASTON	207.6	5	2	MONZA	211.1	11
5	9	GPR ASTON	199.2	10	60	PROSPEED	206.8	10	9	GPR ASTON	207.2	7
6	32	W RACING	198.4	16	1	W RACING	206.5	12	7	BARWELL	206.0	27
7	1	W RACING	198.0	22	12	KUISMANEN	206.5	14	12	KUISMANEN	206.0	7
8	3	DELAHAYE	198.0	6	3	DELAHAYE	206.1	12	3	DELAHAYE	204.7	10
9	4	KRK	197.6	12	4	KRK	206.1	7	4	KRK	204.7	22
10	60	PROSPEED	196.8	20	32	W RACING	206.1	16	60	PROSPEED	203.5	17
11	8	KRK	193.4	23	99	BELGIUM RAC	201.4	10	8	KRK	201.1	22
12	99	BELGIUM RAC	193.4	9	15	DVB RACING	201.1	13	99	BELGIUM RAC	201.1	4
13	15	DVB RACING	191.2	18	8	KRK	200.3	23	15	DVB RACING	196.5	12
14	30	SPEEDLOVER	189.1	9	30	SPEEDLOVER	193.2	11	30	SPEEDLOVER	192.1	4
15	21	LEVEL RACIN	180.0	13	21	LEVEL RACIN	185.8	13	95	BRASS RACIN	183.8	7
16	65	MSE	178.0	9	71	SKYLIMIT	183.6	15	21	LEVEL RACIN	181.9	20
17	71	SKYLIMIT	177.7	16	65	MSE	183.3	5	65	MSE	181.9	4
18	22	LEVEL RACIN	157.2	15	95	BRASS RACIN	182.7	4	71	SKYLIMIT	179.0	13
19					22	LEVEL RACIN	164.1	15	22	LEVEL RACIN	171.0	14



Weather/Track : Sun 21C/Dry 33C

Circuit Length - 4.00 kilometres  
Zolder

# Belcar

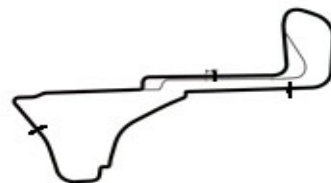
## Free Practice 1 - Best Sector Times Report

POS	SECTOR 1			SECTOR 2			SECTOR 3			NO	NAME	IDEAL/BEST LAP COMPARISON			DIFF
	NO	TIME	LAP	NO	TIME	LAP	NO	TIME	LAP			IDEAL	BEST	LAP	
1	7	29.723	25	60	33.905	21	60	28.951	8	60	PROSPEED	1:32.825	1:32.897	21	+ 0.072
2	32	29.832	12	12	33.944	15	7	28.955	25	7	BARWELL	1:32.978	1:33.191	25	+ 0.213
3	60	29.969	21	1	34.249	25	12	28.966	15	12	KUISMANEN	1:33.002	1:33.272	15	+ 0.270
4	1	29.992	25	7	34.300	27	32	28.971	19	1	W RACING	1:33.242	1:33.493	13	+ 0.251
5	12	30.092	9	2	34.415	17	1	29.001	13	32	W RACING	1:33.250	1:33.393	12	+ 0.143
6	9	30.109	18	32	34.447	20	4	29.008	6	4	KRK	1:33.684	1:33.882	28	+ 0.198
7	4	30.183	14	4	34.493	20	2	29.058	27	2	MONZA	1:34.083	1:34.381	20	+ 0.298
8	11	30.242	19	3	34.627	12	3	29.168	6	9	GPR ASTON	1:34.102	1:34.257	11	+ 0.155
9	3	30.593	6	9	34.645	10	11	29.168	19	11	DVB RACIN	1:34.202	1:34.202	19	+ 0.000
10	2	30.610	20	11	34.792	19	9	29.348	11	3	DELAHAYE	1:34.388	1:34.501	6	+ 0.113
11	15	30.899	13	15	35.335	13	8	29.635	22	8	KRK	1:36.273	1:36.478	23	+ 0.205
12	8	31.047	23	8	35.591	22	15	30.108	12	15	DVB RACIN	1:36.342	1:36.435	13	+ 0.093
13	99	31.505	6	99	35.842	11	99	30.227	11	99	BELGIUM RA	1:37.574	1:37.732	6	+ 0.158
14	30	31.607	9	30	35.948	9	30	30.518	7	30	SPEEDLOVE	1:38.073	1:38.127	9	+ 0.054
15	21	32.811	13	21	38.074	19	21	32.017	12	21	LEVEL RACI	1:42.902	1:43.117	13	+ 0.215
16	65	33.512	9	65	38.543	9	65	32.247	9	65	MSE	1:44.302	1:44.302	9	+ 0.000
17	71	34.348	16	71	39.378	16	71	33.308	16	71	SKYLIMIT	1:47.034	1:47.034	16	+ 0.000
18	95	35.259	5	95	40.342	4	95	33.680	7	95	BRASS RACI	1:49.281	1:50.118	7	+ 0.837
19	22	37.442	15	22	42.392	15	22	33.894	15	22	LEVEL RACI	1:53.728	1:53.728	15	+ 0.000

'Perfect Lap' - 1:32.579



Weather/Track : Sun 21C/Dry 33C



Circuit Length - 4.00 kilometres  
Zolder

**Belcar**  
**FREE PRACTICE 2**

POS	NO	CLS	DRIVER	NAT	CAR	TIME	LAPS	GAP	KPH
1	32	GT3	Longin / Maassen		Audi R8 LMS	1:32.603	28		155.50
2	60	GT3	Goossens / Soulet		Porsche 997 GT3R	1:32.741	28	0.138	155.27
3	12	GT3	Kuismanen / Palttala		Ford GT3	1:32.826	25	0.223	155.12
4	1	GT3	Verbist / Ide		Audi R8 LMS	1:32.995	26	0.392	154.84
5	9	GT3	Moser / Schmetz		Aston Martin DBRS9 GT3	1:33.194	18	0.591	154.51
6	3	GT3	Bouvy / Coens		Corvette Z06	1:33.299	18	0.696	154.34
7	7	GT3	Verbergt / V.hooydonk		Aston Martin DBR9 GT3	1:33.421	26	0.818	154.14
8	4	GT3	Wauters / Kumpen		Mercedes SLS GT3	1:33.787	16	1.184	153.53
9	11	GTO	Lumbeek / Langeberg		Dodge Viper GTSR	1:34.065	26	1.462	153.08
10	99	GTO	Derdaele / Derdaele		Porsche GT3 Cup	1:38.773	23	6.170	145.78
11	15	GTb	De Laet / Lagrange		Lamborghini Gallardo	1:39.199	9	6.596	145.16
12	50	GTO	Verhoeven / Verhoeven		BMW M3 GTR	1:39.393	24	6.790	144.87
13	21	GTO	Mattheus / Redant		Porsche 997 Supercup	1:39.864	23	7.261	144.19
14	55	GTO	Bouillon / Tavernier		Porsche 996 RS	1:41.658	28	9.055	141.65
15	8	GT3	Vanthoor / Wauters		Mercedes SLS GT3	1:41.718	8	9.115	141.56
16	22	GTO	Sluys / Renmans		Porsche 997 Cup	1:41.921	28	9.318	141.28
17	30	GTO	Makelberge / Kern		Porsche 997 Cup	1:42.214	24	9.611	140.88
18	71	GTO	Lammens / V.audenhove		Porsche 996 Cup	1:46.180	20	13.577	135.61
19	95	GTO	Weerot / Van Sprundel		Dodge Viper	1:48.088	11	15.485	133.22
20	2	GTb	Thiers / Thiers		Ferrari F430	2:07.251	4	34.648	113.16

Zolder

Circuit Length = 4.0000 km.

Start: 15:30 End: 16:30

Weather/Track: Sun 24C/Dry 29C

Race Director:	Steward:	Timekeeper:	Issued at:
----------------	----------	-------------	------------

# Belcar

## Free Practice 2 - Sector Analysis Report

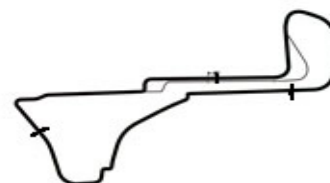
Lap S1 Time S1 Spd S2 Time S2 Spd S3 Time S3 Spd Lap Time Pit Lap S1 Time S1 Spd S2 Time S2 Spd S3 Time S3 Spd Lap Time Pit

1 W RACING							Audi R8 LMS							GT3		
1	11:07.929	164.1	46.158	124.7	39.570	167.6	12:33.657	15	29.797	198.8	34.528	204.9	29.153	219.2	1:33.478	
2	37.464	178.0	44.922	155.3	38.101	166.8	2:00.487	16	29.830	198.0	34.190	198.1	28.975	206.0	1:32.995	
3	35.391	179.6	44.570	134.6	45.570		2:05.531 Pit	17	29.758	197.6	35.018	200.7	28.704	234.2	1:33.480	
4	8:02.192	175.9	38.574	190.8	31.957	204.7	9:12.723	18	29.760	196.4	34.185	203.3	29.343	203.5	1:33.288	
5	31.558	191.6	36.112	193.2	30.731	203.5	1:38.401	19	29.806	197.2	35.746	203.7	29.160	201.1	1:34.712	
6	30.836	193.8	35.536	198.8	30.074	219.2	1:36.446	20	30.379	198.4	34.419	204.9	35.179		1:39.977 Pit	
7	30.665	195.3	34.982	201.4	29.553	195.4	1:35.200	21	3:08.602	196.4	35.462	196.3	33.333	216.4	4:17.397	
8	30.876	188.4	36.417	195.2	39.227		1:46.520 Pit	22	30.118	198.8	36.343	196.7	29.106	216.4	1:35.567	
9	4:05.134	167.1	39.200	192.8	30.317	200.0	5:14.651	23	30.193	192.3	34.709	200.0	29.028	220.6	1:33.930	
10	31.306	189.8	35.599	201.4	29.499	198.8	1:36.404	24	31.294	192.7	35.742	202.2	36.909		1:43.945 Pit	
11	30.323	195.3	34.475	202.6	29.081	202.3	1:33.879	25	2:10.713	190.1	36.041	201.4	29.864	201.1	3:16.618	
12	29.981	202.4	34.302	203.0	29.037	202.3	1:33.320	26	35.603	182.9	40.487	182.4	40.589		1:56.679 Pit	
13	30.096	195.7	35.274	186.8	38.900		1:44.270 Pit									
14	2:09.499	189.1	35.400	197.0	29.498	219.2	3:14.397									

2 MONZA							Ferrari F430							GTb		
1	11:25.747	140.5	52.103	90.1	49.104	116.3	13:06.954	4	39.542	159.4	48.938	150.6	53.240		2:21.720 Pit	
2	47.972	143.5	50.512	132.8	39.843	171.0	2:18.327									
3	41.172	152.2	46.955	144.9	39.124	176.2	2:07.251									

3 DELAHAYE							Corvette Z06							GT3		
1	10:52.559	147.8	47.985	128.8	47.915		12:28.459 Pit	11	30.314	196.4	34.338	204.1	29.330	203.5	1:33.982	
2	18:27.782	185.9	38.013	195.6	30.219	198.8	19:36.014	12	30.360	192.0	34.631	203.7	29.284	204.7	1:34.275	
3	31.494	192.7	35.714	201.8	29.624	202.3	1:36.832	13	30.150	195.7	34.137	204.9	29.012	204.7	1:33.299	
4	31.481	187.7	35.440	201.8	29.378	202.3	1:36.299	14	30.204	196.4	34.347	205.3	1:07.664		2:12.215 Pit	
5	31.341	191.2	35.127	203.3	29.436	202.3	1:35.904	15	3:41.154	191.6	35.350	199.2	29.485	203.5	4:45.989	
6	30.602	195.3	35.122	203.3	29.527	201.1	1:35.251	16	30.429	195.7	35.646	202.2	29.069	203.5	1:35.144	
7	30.969	192.3	38.110	192.5	38.245		1:47.324 Pit	17	30.265	196.1	34.393	203.0	29.606	203.5	1:34.264	
8	5:17.394	186.6	36.469	201.1	30.211	202.3	6:24.074	18	31.200	181.9	36.711	203.0	36.054		1:43.965 Pit	
9	30.646	194.9	34.762	203.7	29.364	202.3	1:34.772									
10	30.787	194.9	35.380	200.0	29.380	202.3	1:35.547									

4 KRK							Mercedes SLS GT3							GT3		
1	11:13.538	176.8	51.911	96.2	1:00.101		13:05.550 Pit	10	30.160	196.8	34.610	204.5	29.075	203.5	1:33.845	
2	17:47.761	186.6	38.103	193.8	30.004	201.1	18:55.868	11	30.502	193.4	34.807	205.3	28.993	203.5	1:34.302	
3	30.772	191.6	35.587	203.0	29.353	202.3	1:35.712	12	29.956	196.4	36.843	192.1	42.548		1:49.347 Pit	
4	30.430	195.7	34.985	202.2	29.329	202.3	1:34.744	13	9:32.723	190.1	36.970	193.5	29.458	203.5	10:39.151	
5	30.183	195.7	34.851	201.4	29.236	203.5	1:34.270	14	32.013	188.0	36.073	202.6	29.687	202.3	1:37.773	
6	30.243	196.1	34.683	204.5	29.093	203.5	1:34.019	15	32.998	191.6	36.095	201.1	30.314	202.3	1:39.407	
7	31.986	193.8	36.117	204.1	1:29.995		2:38.098 Pit	16	32.517	192.3	36.897	195.2	30.669	202.3	1:40.083	
8	5:22.550	151.3	37.266	203.0	29.234	202.3	6:29.050									
9	30.080	195.3	34.777	204.1	28.930	203.5	1:33.787									



Weather/Track: Sun 24C/Dry 29C

Circuit Length - 4.00 kilometres  
Zolder

# Belcar

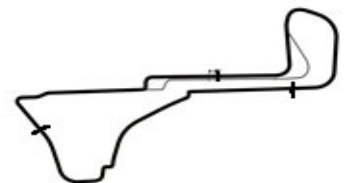
## Free Practice 2 - Sector Analysis Report

Lap S1 Time S1 Spd S2 Time S2 Spd S3 Time S3 Spd Lap Time Pit Lap S1 Time S1 Spd S2 Time S2 Spd S3 Time S3 Spd Lap Time Pit

7 BARWELL							Aston Martin DBR9 GT3							GT3	
1	11:34.697	151.1	53.626	89.9	50.345	111.0	13:18.668	15	2:57.142	181.6	42.021	185.8	31.954	203.5	4:11.117
2	45.395	129.0	54.060	132.0	45.042	141.3	2:24.497	16	30.568	196.8	35.764	205.3	29.448	206.0	1:35.780
3	39.894	181.9	47.150	131.3	52.099		2:19.143 Pit	17	29.955	189.8	35.372	206.5	29.597	204.7	1:34.924
4	2:22.341	182.2	46.919	140.4	37.817	196.5	3:47.077	18	29.766	199.6	34.953	206.8	29.279	204.7	1:33.998
5	33.043	191.6	39.789	168.4	33.771	203.5	1:46.603	19	29.681	199.2	46.808	89.7	1:02.254		2:18.743 Pit
6	33.053	187.7	37.707	188.8	33.558	202.3	1:44.318	20	5:07.604	184.9	38.358	200.7	29.946	203.5	6:15.908
7	35.754	168.8	42.983	167.7	1:23.668		2:42.405 Pit	21	29.921	199.6	35.525	204.9	32.616	202.3	1:38.062
8	3:07.589	184.6	39.420	168.2	32.827	200.0	4:19.836	22	30.725	198.8	35.378	204.9	29.930	206.0	1:36.033
9	30.729	196.4	36.134	201.4	30.623	204.7	1:37.486	23	31.297	193.8	35.162	204.9	29.250	204.7	1:35.709
10	30.121	197.2	35.779	204.1	30.185	204.7	1:36.085	24	30.779	197.2	36.559	192.5	29.576	206.0	1:36.914
11	29.956	198.4	35.276	205.7	29.647	204.7	1:34.879	25	30.066	200.3	34.475	207.6	28.880	206.0	1:33.421
12	30.722	195.3	35.340	205.3	29.542	206.0	1:35.604	26	31.755	196.1	35.853	205.7	40.457		1:48.065 Pit
13	30.197	188.7	36.601	202.2	30.264	202.3	1:37.062								
14	30.514	196.1	36.514	203.0	41.024		1:48.052 Pit								

8 KRK							Mercedes SLS GT3							GT3	
1	11:14.536	172.0	51.843	96.8	1:01.281		13:07.660 Pit	6	14:39.860	154.3	39.505	179.7	32.868	196.5	15:52.233
2	11:59.339	177.7	42.665	163.1	34.963	192.1	13:16.967	7	33.200	186.6	37.254	193.2	31.401	195.4	1:41.855
3	35.123	179.6	41.296	166.1	35.042	177.2	1:51.461	8	33.666	187.0	37.461	192.1	30.591	197.6	1:41.718
4	35.035	181.9	39.795	170.8	33.119	173.6	1:47.949								
5	35.440	172.3	41.557	169.5	1:38.758		2:55.755 Pit								

9 GPR ASTON							Aston Martin DBRS9 GT3							GT3	
1	11:26.422	127.4	1:08.620	104.2	48.013	123.0	13:23.055	11	29.825	197.6	34.560	207.2	29.078	207.2	1:33.463
2	45.505	142.1	52.945	132.3	43.761	127.6	2:22.211	12	31.080	196.4	35.081	204.5	38.239		1:44.400 Pit
3	40.152	170.2	48.862	150.8	39.194	193.2	2:08.208	13	3:20.379	195.3	34.961	203.7	29.554	208.5	4:24.894
4	38.027	177.4	46.811	152.1	36.974	198.8	2:01.812	14	30.564	194.5	34.783	204.9	29.533	206.0	1:34.880
5	35.146	182.9	44.578	145.3	46.746		2:06.470 Pit	15	29.930	197.6	34.356	206.5	29.217	207.2	1:33.503
6	14:02.625	152.2	42.974	190.4	31.673	200.0	15:17.272	16	29.917	197.2	34.947	204.1	38.697		1:43.561 Pit
7	31.202	193.8	35.394	203.7	29.610	206.0	1:36.206	17	3:39.159	196.8	34.534	205.7	29.429	206.0	4:43.122
8	30.180	194.9	34.933	206.5	29.241	206.0	1:34.354	18	29.842	197.2	33.975	207.2	29.377	207.2	1:33.194
9	30.647	196.4	34.456	208.0	29.146	207.2	1:34.249								
10	30.495	193.1	34.854	206.8	29.001	207.2	1:34.350								



Weather/Track: Sun 24C/Dry 29C

Circuit Length - 4.00 kilometres  
Zolder

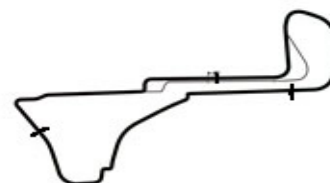
# Belcar

## Free Practice 2 - Sector Analysis Report

Lap	S1 Time	S1 Spd	S2 Time	S2 Spd	S3 Time	S3 Spd	Lap Time	Pit	Lap	S1 Time	S1 Spd	S2 Time	S2 Spd	S3 Time	S3 Spd	Lap Time	Pit									
<b>11 DVB RACING</b>									<b>Dodge Viper GTSR</b>									<b>GTO</b>								
1	11:23.959	176.2	47.890	106.0	45.862	164.4	12:57.711		15	2:40.658	184.6	38.470	193.8	30.400	211.1	3:49.528										
2	39.821	176.5	47.135	139.8	39.056	191.0	2:06.012		16	31.818	196.4	36.910	201.8	30.269	209.8	1:38.997										
3	37.949	162.0	45.088	155.1	37.255	203.5	2:00.292		17	31.693	197.2	36.524	203.3	30.066	212.4	1:38.283										
4	37.393	191.2	43.356	161.9	35.795	209.8	1:56.544		18	31.890	195.3	36.737	203.0	30.147	212.4	1:38.774										
5	32.741	196.1	40.582	164.6	33.419	212.4	1:46.742		19	32.259	190.9	36.462	202.6	30.136	212.4	1:38.857										
6	31.419	197.2	39.470	170.8	31.820	211.1	1:42.709		20	31.561	192.0	40.261	188.4	30.966	200.0	1:42.788										
7	30.894	202.8	38.396	180.0	30.623	213.7	1:39.913		21	31.853	192.7	36.500	187.5	30.282	213.7	1:38.635										
8	30.574	200.3	37.414	183.0	31.136	208.5	1:39.124		22	31.335	195.7	36.835	201.8	30.454	212.4	1:38.624										
9	31.161	201.1	36.309	191.8	30.260	212.4	1:37.730		23	31.672	197.2	35.905	204.9	29.765	213.7	1:37.342										
10	30.746	200.7	35.845	185.8	29.892	213.7	1:36.483		24	31.355	198.4	36.681	201.8	43.180		1:51.216	Pit									
11	31.629	194.5	36.056	201.1	1:17.017		2:24.702	Pit	25	4:31.773	193.4	38.085	191.4	30.934	211.1	5:40.792										
12	2:27.580	198.8	35.721	206.5	29.606	213.7	3:32.907		26	32.997	173.4	40.590	156.5	41.921		1:55.508	Pit									
13	29.853	203.6	34.837	211.3	29.375	212.4	1:34.065																			
14	31.255	195.3	36.183	197.4	39.141		1:46.579	Pit																		

Lap	S1 Time	S1 Spd	S2 Time	S2 Spd	S3 Time	S3 Spd	Lap Time	Pit	Lap	S1 Time	S1 Spd	S2 Time	S2 Spd	S3 Time	S3 Spd	Lap Time	Pit									
<b>12 KUISMANEN</b>									<b>Ford GT3</b>									<b>GT3</b>								
1	11:31.286	138.6	53.182	96.8	49.195	133.5	13:13.663		14	4:07.971	195.3	35.588	202.2	29.447	206.0	5:13.006										
2	43.718	136.7	50.943	103.4	41.145	173.6	2:15.806		15	30.032	198.8	34.127	206.1	28.667	206.0	1:32.826										
3	37.908	175.9	47.799	135.0	51.722		2:17.429	Pit	16	30.724	198.0	36.089	200.3	40.138		1:46.951	Pit									
4	3:46.585	189.1	40.449	170.0	32.517	201.1	4:59.551		17	3:28.893	185.2	37.479	198.1	30.241	202.3	4:36.613										
5	32.359	188.7	38.191	189.4	30.440	203.5	1:40.990		18	30.978	196.4	35.819	201.8	29.666	202.3	1:36.463										
6	31.487	197.2	37.049	196.7	30.050	204.7	1:38.586		19	30.990	197.2	35.244	201.8	29.471	203.5	1:35.705										
7	31.662	192.0	36.250	198.5	30.265	203.5	1:38.177		20	30.777	194.5	35.020	201.1	29.767	202.3	1:35.564										
8	31.264	193.4	36.239	180.6	1:08.387		2:15.890	Pit	21	31.898	191.6	36.154	198.5	40.332		1:48.384	Pit									
9	2:27.500	193.4	36.239	198.8	29.714	204.7	3:33.453		22	3:29.839	184.2	36.739	197.8	29.920	203.5	4:36.498										
10	30.458	198.4	34.902	203.0	29.247	206.0	1:34.607		23	31.788	184.9	35.926	200.0	29.785	204.7	1:37.499										
11	30.555	195.3	34.446	203.7	28.965	206.0	1:33.966		24	31.211	191.6	35.608	202.6	29.771	203.5	1:36.590										
12	30.023	199.2	34.208	206.1	28.618	206.0	1:32.849		25	31.622	191.6	35.984	202.2	41.291		1:48.897	Pit									
13	31.125	187.0	36.243	198.5	40.315		1:47.683	Pit																		

Lap	S1 Time	S1 Spd	S2 Time	S2 Spd	S3 Time	S3 Spd	Lap Time	Pit	Lap	S1 Time	S1 Spd	S2 Time	S2 Spd	S3 Time	S3 Spd	Lap Time	Pit									
<b>15 DVB RACING</b>									<b>Lamborghini Gallardo</b>									<b>GTb</b>								
1	11:13.937	136.2	56.711	89.0	47.015	137.3	12:57.663		6	9:10.759	184.2	39.348	189.1	31.829	193.2	10:21.936										
2	43.812	141.9	49.611	136.8	39.209	176.2	2:12.632		7	33.156	187.3	37.333	195.2	30.709	193.2	1:41.198										
3	41.623	174.0	46.370	148.9	38.513	183.8	2:06.506		8	31.468	188.0	37.124	194.9	30.607	193.2	1:39.199										
4	33.982	185.2	43.829	162.4	34.964	186.8	1:52.775		9	32.060	184.2	39.847	185.5	1:04.868		2:16.775	Pit									
5	33.224	187.7	42.008	161.1	45.414		2:00.646	Pit																		



Weather/Track: Sun 24C/Dry 29C

Circuit Length - 4.00 kilometres  
Zolder

# Belcar

## Free Practice 2 - Sector Analysis Report

Lap S1 Time S1 Spd S2 Time S2 Spd S3 Time S3 Spd Lap Time Pit Lap S1 Time S1 Spd S2 Time S2 Spd S3 Time S3 Spd Lap Time Pit

### 21 LEVEL RACING

1	11:12.060	151.1	57.586		1:09.376		13:19.022	Pit
2	3:42.759	150.8	52.112	126.6	41.936	158.3	5:16.807	
3	39.727	168.0	47.874	130.9	39.286	173.6	2:06.887	
4	37.498	172.0	46.009	145.7	36.212	174.4	1:59.719	
5	36.458	169.9	43.184	162.1	34.624	183.8	1:54.266	
6	35.208	175.0	41.252	166.6	34.339	185.8	1:50.799	
7	34.644	179.6	42.316	165.6	46.529		2:03.489	Pit
8	5:03.758	158.9	41.732	176.1	32.792	187.9	6:18.282	
9	33.239	178.7	37.883	189.8	31.819	188.9	1:42.941	
10	32.548	185.9	37.500	194.5	31.084	188.9	1:41.132	
11	32.414	179.6	38.316	192.8	31.970	188.9	1:42.700	
12	32.536	182.6	37.054	191.8	31.330	188.9	1:40.920	

### Porsche 997 Supercup

13	32.426	179.6	37.338	194.2	30.890	191.0	1:40.654	
14	32.335	184.9	36.676	194.2	30.853	191.0	1:39.864	
15	32.383	176.8	38.069	192.1	41.302		1:51.754	Pit
16	2:43.953	171.4	39.167	190.4	31.263	191.0	3:54.383	
17	32.152	181.9	37.273	192.8	32.547	185.8	1:41.972	
18	32.228	181.9	37.923	181.8	1:13.046		2:23.197	Pit
19	2:56.471	178.0	37.831	189.1	31.404	188.9	4:05.706	
20	32.198	187.3	37.276	195.2	31.162	193.2	1:40.636	
21	31.875	188.0	36.877	194.5	31.524	191.0	1:40.276	
22	32.009	187.7	36.795	194.5	31.143	192.1	1:39.947	
23	33.077	177.7	38.055	191.1	40.550		1:51.682	Pit

### GTO

### 22 LEVEL RACING

1	11:07.520	144.2	57.846	78.1	1:06.509		13:11.875	Pit
2	2:29.481	126.1	56.649	114.5	44.384	140.1	4:10.514	
3	44.157	155.3	52.350	125.1	42.015	178.1	2:18.522	
4	41.268	159.4	49.232	126.7	40.722	174.4	2:11.222	
5	38.193	164.7	46.250	155.6	36.327	180.9	2:00.770	
6	37.475	166.8	43.734	165.3	34.752	180.0	1:55.961	
7	38.178	167.4	43.122	165.1	34.450	180.9	1:55.750	
8	37.603	162.0	43.056	166.6	33.631	183.8	1:54.290	
9	37.095	166.8	41.890	173.6	33.665	181.9	1:52.650	
10	37.215	171.4	41.111	175.0	34.599	153.3	1:52.925	
11	37.184	167.4	41.473	160.9	33.382	182.8	1:52.039	
12	36.691	168.8	42.361	174.1	32.755	184.8	1:51.807	
13	35.903	171.1	40.147	176.7	32.626	185.8	1:48.676	
14	35.097	173.1	39.631	181.5	32.556	184.8	1:47.284	
15	34.582	175.0	39.302	180.6	32.281	185.8	1:46.165	

### Porsche 997 Cup

16	34.690	174.3	39.251	182.1	43.580		1:57.521	Pit
17	2:34.167	168.5	41.175	154.9	33.939	166.8	3:49.281	
18	34.800	172.6	38.710	178.2	32.537	180.0	1:46.047	
19	34.128	165.5	38.944	181.5	32.589	180.9	1:45.661	
20	34.092	175.6	38.515	176.4	32.778	183.8	1:45.385	
21	33.487	177.1	38.663	180.3	32.103	187.9	1:44.253	
22	32.849	180.0	37.948	184.3	32.103	182.8	1:42.900	
23	33.061	182.9	37.990	172.5	31.764	187.9	1:42.815	
24	32.743	182.2	37.637	183.3	31.541	185.8	1:41.921	
25	32.551	184.9	40.056	178.5	31.845	186.8	1:44.452	
26	32.684	181.9	37.512	183.9	42.528		1:52.724	Pit
27	3:30.930	166.6	42.375	164.8	34.398	178.1	4:47.703	
28	37.073	170.8	41.984	162.8	35.195	176.2	1:54.252	

### GTO

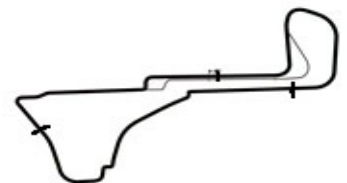
### 30 SPEEDLOVER

1	11:10.786	149.3	52.844	107.1	48.245	162.0	12:51.875	
2	37.681	169.9	47.573	138.1	39.258	181.9	2:04.512	
3	37.180	171.4	45.364	152.3	38.215	182.8	2:00.759	
4	35.464	175.9	44.842	155.3	35.913	186.8	1:56.219	
5	33.916	181.2	42.785	166.1	35.143	188.9	1:51.844	
6	33.513	181.2	41.799	166.9	34.241	188.9	1:49.553	
7	33.024	182.2	40.217	177.0	32.770	192.1	1:46.011	
8	33.172	183.9	38.756	180.6	32.431	188.9	1:44.359	
9	32.995	182.2	38.734	168.2	31.893	191.0	1:43.622	
10	33.337	175.9	38.151	187.1	31.923	192.1	1:43.411	
11	32.530	183.2	37.865	186.8	31.819	188.9	1:42.214	
12	33.158	171.7	40.295	184.6	44.011		1:57.464	Pit
13	4:16.248	180.6	38.166	188.1	31.870	188.9	5:26.284	

### Porsche 997 Cup

14	33.720	143.1	47.632	129.4	42.416		2:03.768	Pit
15	2:09.601	180.0	38.526	187.1	40.617		3:28.744	Pit
16	1:46.524	181.6	38.029	187.8	40.145		3:04.698	Pit
17	3:50.023	173.1	44.478	161.1	36.509	169.3	5:11.010	
18	37.478	170.2	43.799	159.2	45.776		2:07.053	Pit
19	2:34.871	159.2	44.758	170.0	35.110	176.2	3:54.739	
20	38.972	164.9	41.103	182.4	33.040	190.0	1:53.115	
21	35.801	176.5	43.527	130.5	46.261		2:05.589	Pit
22	2:30.050	154.8	43.045	159.5	34.247	186.8	3:47.342	
23	39.788	171.4	43.592	158.8	36.258	181.9	1:59.638	
24	41.812	165.5	45.079	158.3	38.242	150.6	2:05.133	

### GTO



Weather/Track: Sun 24C/Dry 29C

Circuit Length - 4.00 kilometres  
Zolder

# Belcar

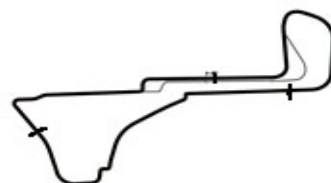
## Free Practice 2 - Sector Analysis Report

Lap	S1 Time	S1 Spd	S2 Time	S2 Spd	S3 Time	S3 Spd	Lap Time	Pit	Lap	S1 Time	S1 Spd	S2 Time	S2 Spd	S3 Time	S3 Spd	Lap Time	Pit									
<b>32 W RACING</b>									<b>Audi R8 LMS</b>									<b>GT3</b>								
1	11:15.273	161.5	51.767	94.1	44.190	163.6	12:51.230		16	30.235	194.5	35.140	204.1	29.670	203.5	1:35.045		17	30.117	194.5	34.996	203.7	29.694	203.5	1:34.807	
2	37.568	172.3	46.960	127.8	38.440	186.8	2:02.968		18	30.317	194.2	35.319	204.9	40.955		1:46.591	Pit	19	1:58.634	184.9	37.649	198.1	30.293	201.1	3:06.576	
3	34.791	177.4	43.630	147.9	36.267	191.0	1:54.688		20	30.333	194.2	35.314	203.7	29.594	204.7	1:35.241		21	29.976	196.4	34.578	206.8	29.092	204.7	1:33.646	
4	32.449	189.4	41.570	155.3	34.471	197.6	1:48.490		22	29.601	197.6	35.128	197.4	29.523	204.7	1:34.252		23	29.587	198.4	34.150	206.8	28.866	204.7	1:32.603	
5	31.919	189.1	40.491	157.8	33.220	198.8	1:45.630		24	29.589	197.2	34.142	206.8	29.616	200.0	1:33.347		25	29.691	197.2	34.312	206.8	36.262		1:40.265	Pit
6	30.495	194.2	39.453	165.3	32.008	198.8	1:41.956		26	4:57.801	194.2	35.453	204.1	29.620	203.5	6:02.874		27	30.725	193.8	35.021	204.9	29.490	201.1	1:35.236	
7	30.283	194.9	37.749	169.8	30.688	201.1	1:38.720		28	30.629	195.3	35.161	199.2	38.979		1:44.769	Pit	15	30.184	194.9	34.820	204.1	29.912	201.1	1:34.916	
8	30.149	194.9	38.208	168.4	1:20.889		2:29.246	Pit																		
9	2:53.056	188.7	36.813	181.2	30.162	202.3	4:00.031																			
10	30.027	193.4	35.440	197.4	29.598	198.8	1:35.065																			
11	30.246	192.0	34.795	201.8	30.277	198.8	1:35.318																			
12	30.058	192.3	34.844	203.3	29.107	201.1	1:34.009																			
13	30.231	193.8	35.450	201.1	38.615		1:44.296	Pit																		
14	1:55.758	184.9	36.330	202.6	30.295	202.3	3:02.383																			
15	30.184	194.9	34.820	204.1	29.912	201.1	1:34.916																			

Lap	S1 Time	S1 Spd	S2 Time	S2 Spd	S3 Time	S3 Spd	Lap Time	Pit	Lap	S1 Time	S1 Spd	S2 Time	S2 Spd	S3 Time	S3 Spd	Lap Time	Pit									
<b>50 HAMOFA</b>									<b>BMW M3 GTR</b>									<b>GTO</b>								
1	10:59.411	152.7	48.880	118.0	45.150	130.0	12:33.441		14	32.952	184.6	37.499	191.4	31.273	191.0	1:41.724		15	31.958	187.3	36.593	195.2	30.842	192.1	1:39.393	
2	45.366	162.3	51.005	126.3	41.560	167.6	2:17.931		16	31.939	186.3	37.573	194.5	31.070	191.0	1:40.582		17	31.794	187.7	38.578	192.5	41.510	185.8	1:51.882	
3	43.303	166.8	48.076	137.0	39.620	182.8	2:10.999		18	34.093	177.4	38.473	192.1	1:08.684		2:21.250	Pit	19	3:03.905	175.6	40.798	177.6	32.476	193.2	4:17.179	
4	38.723	175.0	45.716	150.6	37.410	183.8	2:01.849		20	33.202	183.6	37.731	191.1	31.309	195.4	1:42.242		21	32.947	182.9	38.536	191.1	31.492	191.0	1:42.975	
5	35.923	176.5	44.341	153.1	37.098	183.8	1:57.362		22	33.431	182.9	38.155	187.5	32.582	193.2	1:44.168		23	32.940	183.2	37.231	192.5	31.160	193.2	1:41.331	
6	35.642	175.0	42.221	169.8	34.728	187.9	1:52.591		24	36.944	109.9	1:14.274	80.2	1:18.520		3:09.738	Pit									
7	33.850	182.9	39.954	183.3	33.220	191.0	1:47.024																			
8	33.293	184.9	39.223	178.5	34.073	192.1	1:46.589																			
9	34.901	180.0	39.149	185.2	33.536	191.0	1:47.586																			
10	33.682	177.1	38.021	184.6	32.660	190.0	1:44.363																			
11	32.510	184.9	37.918	191.8	31.967	192.1	1:42.395																			
12	32.605	187.0	36.795	195.2	32.515	191.0	1:41.915																			
13	32.340	186.3	37.585	187.8	32.428	182.8	1:42.353																			



Weather/Track: Sun 24C/Dry 29C



Circuit Length - 4.00 kilometres  
Zolder

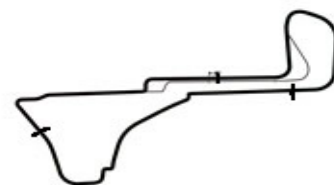
# Belcar

## Free Practice 2 - Sector Analysis Report

Lap	S1 Time	S1 Spd	S2 Time	S2 Spd	S3 Time	S3 Spd	Lap Time	Pit	Lap	S1 Time	S1 Spd	S2 Time	S2 Spd	S3 Time	S3 Spd	Lap Time	Pit									
<b>55 MCDONALDS</b>									<b>Porsche 996 RS</b>									<b>GTO</b>								
1	11:11.992	137.1	57.338	88.1	52.089	142.5	13:01.419		16	4:08.573	168.5	41.595	181.2	33.363	179.0	5:23.531										
2	43.861	151.8	51.510	117.0	41.703	162.0	2:17.074		17	34.477	173.7	39.697	186.5	32.346	184.8	1:46.520										
3	42.125	155.5	48.135	134.1	39.425	164.4	2:09.685		18	33.122	177.7	38.330	188.1	31.632	184.8	1:43.084										
4	40.049	160.5	51.304	126.9	38.980	174.4	2:10.333		19	33.018	180.6	37.649	188.4	31.341	183.8	1:42.008										
5	38.129	159.4	45.212	139.8	35.506	178.1	1:58.847		20	32.769	177.4	37.700	188.1	31.867	183.8	1:42.336										
6	35.894	172.3	42.772	151.8	33.640	181.9	1:52.306		21	32.850	178.7	37.701	188.1	31.147	185.8	1:41.698										
7	35.606	165.7	40.969	173.9	33.180	182.8	1:49.755		22	33.140	177.7	37.409	189.8	31.109	185.8	1:41.658										
8	36.077	174.0	39.930	170.0	33.055	182.8	1:49.062		23	33.546	180.6	37.876	187.8	31.490	183.8	1:42.912										
9	34.538	173.7	39.630	175.3	32.223	185.8	1:46.391		24	32.852	179.3	38.028	187.8	31.694	183.8	1:42.574										
10	34.651	176.2	38.774	180.9	31.660	185.8	1:45.085		25	33.431	178.4	38.636	186.8	32.069	184.8	1:44.136										
11	33.967	179.3	38.406	181.5	32.049	183.8	1:44.422		26	35.143	175.9	42.111	174.1	32.568	181.9	1:49.822										
12	33.995	176.5	37.839	186.5	31.293	186.8	1:43.127		27	32.948	180.0	37.960	186.5	31.602	181.9	1:42.510										
13	33.198	177.4	38.830	165.1	32.851	184.8	1:44.879		28	33.055	176.5	37.889	182.4	31.787	177.2	1:42.731										
14	33.357	176.8	37.911	185.5	31.349	184.8	1:42.617																			
15	33.115	181.6	38.165	185.8	45.447		1:56.727	Pit																		
<b>60 PROSPEED</b>									<b>Porsche 997 GT3R</b>									<b>GT3</b>								
1	11:23.305	180.9	46.145	91.9	51.240		13:00.690	Pit	16	2:12.233	191.2	35.296	203.7	29.513	201.1	3:17.042										
2	2:37.335	172.0	42.995	170.8	35.702	194.3	3:56.032		17	30.289	194.5	34.331	204.5	29.242	203.5	1:33.862										
3	35.778	172.3	41.708	181.8	33.198	195.4	1:50.684		18	30.086	194.9	34.536	204.9	29.089	201.1	1:33.711										
4	38.942	155.0	46.935	146.9	48.575		2:14.452	Pit	19	30.111	195.3	34.497	204.9	29.084	203.5	1:33.692										
5	3:59.480	181.9	37.977	183.9	30.419	200.0	5:07.876		20	30.296	194.9	34.169	204.1	29.395	203.5	1:33.860										
6	30.534	192.0	36.088	194.5	29.601	202.3	1:36.223		21	30.962	191.2	34.407	204.5	29.335	203.5	1:34.704										
7	30.714	190.9	35.087	199.6	29.462	202.3	1:35.263		22	30.083	194.2	34.310	201.8	29.192	203.5	1:33.585										
8	30.121	192.0	34.453	203.3	29.541	201.1	1:34.115		23	30.077	194.5	35.600	204.1	30.929	203.5	1:36.606										
9	29.897	194.5	33.956	204.5	29.179	201.1	1:33.032		24	30.130	194.2	34.207	205.3	29.146	201.1	1:33.483										
10	30.030	189.8	34.065	204.9	28.950	202.3	1:33.045		25	30.408	193.4	34.897	204.9	37.843		1:43.148	Pit									
11	29.913	194.2	34.979	203.0	39.355		1:44.247	Pit	26	2:35.734	188.0	34.900	200.7	36.914		3:47.548	Pit									
12	2:20.194	188.4	34.505	204.9	29.099	201.1	3:23.798		27	2:02.748	188.4	35.896	202.2	30.092	201.1	3:08.736										
13	29.782	194.2	33.884	206.1	29.164	201.1	1:32.830		28	32.636	188.0	36.526	196.7	39.221		1:48.383	Pit									
14	29.951	193.1	33.785	206.1	29.005	202.3	1:32.741																			
15	30.505	189.4	35.127	200.7	38.628		1:44.260	Pit																		
<b>71 SKYLIMIT</b>									<b>Porsche 996 Cup</b>									<b>GTO</b>								
1	18:36.147	150.6	52.949	121.7	41.610	174.4	20:10.706		12	35.807	173.7	40.589	174.7	33.390	177.2	1:49.786										
2	38.337	162.5	49.060	135.8	38.046	180.0	2:05.443		13	34.624	177.1	39.346	180.6	33.058	177.2	1:47.028										
3	37.299	167.1	48.840	145.9	36.123	182.8	2:02.262		14	34.652	172.8	39.892	173.9	33.074	180.9	1:47.618										
4	37.098	172.3	44.235	156.9	34.749	179.0	1:56.082		15	34.613	176.2	39.435	177.3	32.601	177.2	1:46.649										
5	35.980	170.2	44.370	159.0	1:27.483		2:47.833	Pit	16	34.711	174.3	39.547	177.3	33.507	177.2	1:47.765										
6	1:53.399	166.6	42.657	162.8	34.147	180.9	3:10.203		17	34.375	177.1	40.953	143.6	34.321	178.1	1:49.649										
7	35.517	172.8	41.220	164.6	34.428	181.9	1:51.165		18	34.230	175.6	39.171	168.4	32.986	178.1	1:46.387										
8	34.843	173.7	40.737	165.8	33.806	183.8	1:49.386		19	34.179	177.4	39.107	177.0	32.894	179.0	1:46.180										
9	34.999	174.6	40.325	171.9	33.191	182.8	1:48.515		20	35.067	174.3	40.046	174.7	45.059		2:00.172	Pit									
10	35.089	174.0	41.016	164.8	48.890		2:04.995	Pit																		
11	3:03.990	161.5	44.145	167.4	34.359	177.2	4:22.494																			



Weather/Track: Sun 24C/Dry 29C



Circuit Length - 4.00 kilometres  
Zolder

# Belcar

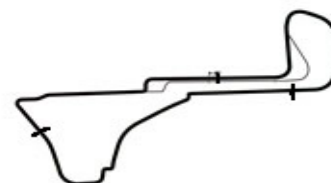
## Free Practice 2 - Sector Analysis Report

Lap	S1 Time	S1 Spd	S2 Time	S2 Spd	S3 Time	S3 Spd	Lap Time	Pit	Lap	S1 Time	S1 Spd	S2 Time	S2 Spd	S3 Time	S3 Spd	Lap Time	Pit									
<b>95 BRASS RACING</b>									<b>Dodge Viper</b>									<b>GTO</b>								
1	11:19.035	167.4	53.101	80.6	51.347	153.3	13:03.483		7	35.434	178.0	43.657	162.6	35.239	181.9	1:54.330		8	34.815	180.9	41.110	171.7	33.659	186.8	1:49.584	
2	43.036	157.9	50.960	119.6	44.097	134.1	2:18.093		9	34.053	183.6	40.329	166.9	34.548	185.8	1:48.930		10	33.671	181.6	39.995	175.3	34.422	180.9	1:48.088	
3	46.125	151.3	50.624	138.2	40.560	168.4	2:17.309		11	37.779	152.4	46.207	152.7	1:08.546		2:32.532	Pit									
4	38.227	174.6	45.524	153.6	38.756	178.1	2:02.507																			
5	37.727	175.0	43.708	154.0	37.002	180.0	1:58.437																			
6	35.740	177.7	43.510	160.7	35.804	176.2	1:55.054																			

Lap	S1 Time	S1 Spd	S2 Time	S2 Spd	S3 Time	S3 Spd	Lap Time	Pit	Lap	S1 Time	S1 Spd	S2 Time	S2 Spd	S3 Time	S3 Spd	Lap Time	Pit									
<b>99 BELGIUM RACING</b>									<b>Porsche GT3 Cup</b>									<b>GTO</b>								
1	10:56.376	176.8	49.457	133.4	49.162		12:34.995	Pit	13	31.945	191.6	36.636	199.6	30.593	197.6	1:39.174		14	31.857	189.8	37.364	198.5	30.495	198.8	1:39.716	
2	4:36.414	174.6	46.036	139.7	37.911	191.0	6:00.361		15	32.269	188.0	36.759	198.8	30.484	198.8	1:39.512		16	32.729	179.0	37.215	198.8	40.613		1:50.557	Pit
3	36.168	180.0	44.045	154.5	35.169	196.5	1:55.382		17	14:19.927	152.0	40.141	194.9	32.198	197.6	15:32.266		18	34.711	151.3	43.070	126.0	34.035	198.8	1:51.816	
4	34.194	172.3	42.286	160.7	34.434	196.5	1:50.914		19	32.315	188.0	36.566	197.4	30.267	200.0	1:39.148		20	32.480	184.6	36.531	198.1	30.084	197.6	1:39.095	
5	32.661	188.7	40.380	179.1	32.112	200.0	1:45.153		21	32.376	189.4	36.286	198.5	30.205	200.0	1:38.867		22	32.181	190.9	36.267	197.8	30.325	200.0	1:38.773	
6	32.305	190.9	38.467	184.6	31.573	196.5	1:42.345		23	36.398	185.9	40.778	182.4	43.815		2:00.991	Pit									
7	32.537	190.9	37.583	186.2	31.054	198.8	1:41.174																			
8	31.959	190.9	36.693	193.5	30.681	201.1	1:39.333																			
9	33.228	176.8	40.970	165.8	42.227		1:56.425	Pit																		
10	3:06.735	172.6	38.542	193.2	31.181	196.5	4:16.458																			
11	32.451	189.8	36.979	196.7	31.118	195.4	1:40.548																			
12	32.320	191.6	36.849	196.0	30.657	197.6	1:39.826																			



Weather/Track: Sun 24C/Dry 29C



Circuit Length - 4.00 kilometres  
Zolder

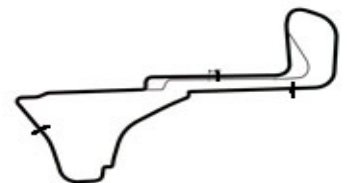
# Belcar

## Free Practice 2 - Best Sector Speeds Report

SECTOR 1				SECTOR 2				SECTOR 3				
POS	NO	NAME	SPEED	LAP	NO	NAME	SPEED	LAP	NO	NAME	SPEED	LAP
1	11	DVB RACING	203.6	13	11	DVB RACING	211.3	13	1	W RACING	234.2	17
2	1	W RACING	202.4	12	9	GPR ASTON	208.0	9	11	DVB RACING	213.7	7
3	7	BARWELL	200.3	25	7	BARWELL	207.6	25	9	GPR ASTON	208.5	13
4	12	KUISMANEN	199.2	12	32	W RACING	206.8	21	7	BARWELL	206.0	12
5	32	W RACING	198.4	23	12	KUISMANEN	206.1	12	12	KUISMANEN	206.0	10
6	9	GPR ASTON	197.6	11	60	PROSPEED	206.1	13	3	DELAHAYE	204.7	12
7	4	KRK	196.8	10	3	DELAHAYE	205.3	14	32	W RACING	204.7	20
8	3	DELAHAYE	196.4	11	4	KRK	205.3	11	4	KRK	203.5	5
9	60	PROSPEED	195.3	19	1	W RACING	204.9	15	60	PROSPEED	203.5	17
10	99	BELGIUM RAC	191.6	12	99	BELGIUM RAC	199.6	13	99	BELGIUM RAC	201.1	8
11	15	DVB RACING	188.0	8	15	DVB RACING	195.2	7	8	KRK	197.6	8
12	21	LEVEL RACIN	188.0	21	21	LEVEL RACIN	195.2	20	50	HAMOFA	195.4	20
13	50	HAMOFA	187.7	17	50	HAMOFA	195.2	12	15	DVB RACING	193.2	6
14	8	KRK	187.0	8	8	KRK	193.2	7	21	LEVEL RACIN	193.2	20
15	22	LEVEL RACIN	184.9	25	55	MCDONALDS	189.8	22	30	SPEEDLOVER	192.1	7
16	30	SPEEDLOVER	183.9	8	30	SPEEDLOVER	188.1	13	22	LEVEL RACIN	187.9	21
17	95	BRASS RACIN	183.6	9	22	LEVEL RACIN	184.3	22	55	MCDONALDS	186.8	12
18	55	MCDONALDS	181.6	15	71	SKYLIMIT	180.6	13	95	BRASS RACIN	186.8	8
19	71	SKYLIMIT	177.4	19	95	BRASS RACIN	175.3	10	71	SKYLIMIT	183.8	8
20	2	MONZA	159.4	4	2	MONZA	150.6	4	2	MONZA	176.2	3



Weather/Track: Sun 24C/Dry 29C



Circuit Length - 4.00 kilometres  
Zolder

# Belcar

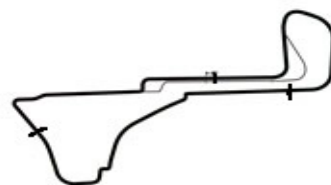
## Free Practice 2 - Best Sector Times Report

POS	SECTOR 1			SECTOR 2			SECTOR 3			NO	NAME	IDEAL/BEST LAP COMPARISON			DIFF
	NO	TIME	LAP	NO	TIME	LAP	NO	TIME	LAP			IDEAL	BEST	LAP	
1	32	29.587	23	60	33.785	14	12	28.618	12	60	PROSPEED	1:32.517	1:32.741	14	+ 0.224
2	7	29.681	19	9	33.975	18	1	28.704	17	32	W RACING	1:32.595	1:32.603	23	+ 0.008
3	1	29.758	17	12	34.127	15	32	28.866	23	1	W RACING	1:32.647	1:32.995	16	+ 0.348
4	60	29.782	13	3	34.137	13	7	28.880	25	12	KUISMANEN	1:32.768	1:32.826	15	+ 0.058
5	9	29.825	11	32	34.142	24	4	28.930	9	9	GPR ASTON	1:32.801	1:33.194	18	+ 0.393
6	11	29.853	13	1	34.185	18	60	28.950	10	7	BARWELL	1:33.036	1:33.421	25	+ 0.385
7	4	29.956	12	7	34.475	25	9	29.001	10	3	DELAHAYE	1:33.299	1:33.299	13	+ 0.000
8	12	30.023	12	4	34.610	10	3	29.012	13	4	KRK	1:33.496	1:33.787	9	+ 0.291
9	3	30.150	13	11	34.837	13	11	29.375	13	11	DVB RACIN	1:34.065	1:34.065	13	+ 0.000
10	15	31.468	8	99	36.267	22	99	30.084	20	99	BELGIUM RA	1:38.208	1:38.773	22	+ 0.565
11	50	31.794	17	50	36.593	15	8	30.591	8	15	DVB RACIN	1:39.199	1:39.199	8	+ 0.000
12	99	31.857	14	21	36.676	14	15	30.607	8	50	HAMOFA	1:39.229	1:39.393	15	+ 0.164
13	21	31.875	21	15	37.124	8	50	30.842	15	21	LEVEL RACI	1:39.404	1:39.864	14	+ 0.460
14	30	32.530	11	8	37.254	7	21	30.853	14	8	KRK	1:41.045	1:41.718	8	+ 0.673
15	22	32.551	25	55	37.409	22	55	31.109	22	55	MCDONALD	1:41.287	1:41.658	22	+ 0.371
16	55	32.769	20	22	37.512	26	22	31.541	24	22	LEVEL RACI	1:41.604	1:41.921	24	+ 0.317
17	8	33.200	7	30	37.865	11	30	31.819	11	30	SPEEDLOVE	1:42.214	1:42.214	11	+ 0.000
18	95	33.671	10	71	39.107	19	71	32.601	15	71	SKYLIMIT	1:45.887	1:46.180	19	+ 0.293
19	71	34.179	19	95	39.995	10	95	33.659	8	95	BRASS RACI	1:47.325	1:48.088	10	+ 0.763
20	2	39.542	4	2	46.955	3	2	39.124	3	2	MONZA	2:05.621	2:07.251	3	+ 1.630

'Perfect Lap' - 1:31.990



Weather/Track: Sun 24C/Dry 29C



Circuit Length - 4.00 kilometres  
Zolder

**Belcar  
QUALIFYING 1**

POS	NO	CLS	DRIVER	NAT	CAR	TIME	LAPS	GAP	KPH
1	60	GT3	Goossens / Soulet		Porsche 997 GT3R	1:30.379	15		159.32
2	12	GT3	Kuismanen / Palttala		Ford GT3	1:30.393	15	0.014	159.30
3	4	GT3	Wauters / Kumpen		Mercedes SLS GT3	1:31.085	17	0.706	158.09
4	7	GT3	Verbergt / V.hooydonk		Aston Martin DBR9 GT3	1:31.128	11	0.749	158.01
5	32	GT3	Longin / Maassen		Audi R8 LMS	1:31.145	12	0.766	157.99
6	1	GT3	Verbist / Ide		Audi R8 LMS	1:31.316	11	0.937	157.69
7	3	GT3	Bouvy / Coens		Corvette Z06	1:31.687	16	1.308	157.05
8	9	GT3	Moser / Schmetz		Aston Martin DBRS9 GT3	1:33.022	10	2.643	154.80
9	2	GTb	Thiers / Thiers		Ferrari F430	1:33.627	5	3.248	153.80
10	15	GTb	De Laet / Lagrange		Lamborghini Gallardo	1:33.835	14	3.456	153.46
11	8	GT3	Vanthoor / Wauters		Mercedes SLS GT3	1:33.938	14	3.559	153.29
12	11	GTO	Lumbeek / Langeberg		Dodge Viper GTSR	1:34.546	8	4.167	152.30
13	99	GTO	Derdaele / Derdaele		Porsche GT3 Cup	1:35.099	15	4.720	151.42
14	30	GTO	Makelberge / Kern		Porsche 997 Cup	1:35.841	6	5.462	150.24
15	21	GTO	Mattheus / Redant		Porsche 997 Supercup	1:37.213	13	6.834	148.12
16	22	GTO	Sluys / Renmans		Porsche 997 Cup	1:38.080	16	7.701	146.81
17	50	GTO	Verhoeven / Verhoeven		BMW M3 GTR	1:39.123	16	8.744	145.27
18	65	GTO	Van Samang / Beckers		BMW 335i Coupe	1:39.489	14	9.110	144.74
19	71	GTO	Lammens / V.audenhove		Porsche 996 Cup	1:42.518	15	12.139	140.46
20	95	GTO	Weerot / Van Sprundel		Dodge Viper	1:43.877	12	13.498	138.62

Zolder

Circuit Length = 4.0000 km.

Start: 10:30 End: 11:00

Weather/Track: Sun 21C/Dry 29C

Race Director:	Steward:	Timekeeper:	Issued at:
----------------	----------	-------------	------------

# Belcar

## Qualifying 1 - Sector Analysis Report

Lap S1 Time S1 Spd S2 Time S2 Spd S3 Time S3 Spd Lap Time Pit Lap S1 Time S1 Spd S2 Time S2 Spd S3 Time S3 Spd Lap Time Pit

### 1 W RACING

1	12:54.686	152.0	38.657	171.7	30.106	204.7	14:03.449
2	29.788	204.8	33.694	206.1	28.645	201.1	1:32.127
3	29.409	200.0	33.484	201.1	28.823	195.4	1:31.716
4	29.172	204.0	33.636	206.5	28.508	195.4	1:31.316
5	29.543	194.5	33.552	205.7	28.591	198.8	1:31.686
6	29.863	201.6	35.667	203.7	37.985		1:43.515 Pit

### Audi R8 LMS

7	2:14.999	197.2	37.417	154.0	30.135	203.5	3:22.551
8	29.474	200.7	33.955	206.5	28.628	195.4	1:32.057
9	29.459	200.0	33.814	217.3	28.628	196.5	1:31.901
10	30.058	199.6	34.294	208.8	28.856	196.5	1:33.208
11	29.736	202.4	34.005	212.5	39.542		1:43.283 Pit

### GT3

### 2 MONZA

1	12:31.016	162.5	42.357	192.8	31.558	206.0	13:44.931
2	32.350	187.0	36.876	199.2	29.432	208.5	1:38.658
3	30.789	200.0	35.360	206.8	28.880	211.1	1:35.029

### Ferrari F430

4	30.316	201.1	34.229	208.8	29.082	209.8	1:33.627
5	30.879	182.6	38.382	191.4	40.223		1:49.484 Pit

### GTb

### 3 DELAHAYE

1	10:51.734	187.3	38.700	196.0	29.679	204.7	12:00.113
2	31.125	187.7	35.959	206.8	29.004	206.0	1:36.088
3	29.578	202.0	33.391	209.3	28.721	204.7	1:31.690
4	31.973	173.4	37.294	170.3	31.454	206.0	1:40.721
5	29.570	200.0	33.540	208.8	28.577	207.2	1:31.687
6	33.130	188.4	36.257	199.6	39.671		1:49.058 Pit
7	3:09.099	179.6	35.941	204.1	29.383	203.5	4:14.423
8	29.848	198.4	34.534	202.6	28.975	204.7	1:33.357
9	29.681	201.1	33.559	207.6	28.876	206.0	1:32.116

### Corvette Z06

10	30.916	193.4	36.133	195.2	38.758		1:45.807 Pit
11	2:48.300	191.6	36.319	183.6	32.251	190.0	3:56.870
12	32.320	167.1	35.653	204.9	29.407	204.7	1:37.380
13	30.054	198.4	34.355	206.8	29.441	206.0	1:33.850
14	29.779	197.2	33.707	208.4	28.972	206.0	1:32.458
15	29.743	198.8	33.796	208.0	28.862	206.0	1:32.401
16	29.902	200.0	33.775	208.4	28.699	206.0	1:32.376

### GT3

### 4 KRK

1	11:43.575	191.2	37.096	204.9	34.538	203.5	12:55.209
2	30.384	193.8	34.279	209.3	29.667	203.5	1:34.330
3	29.513	200.3	33.605	209.7	28.620	206.0	1:31.738
4	30.062	188.0	36.059	196.3	29.338	206.0	1:35.459
5	29.658	199.2	34.243	203.0	30.467	204.7	1:34.368
6	29.325	200.0	33.636	208.8	28.626	204.7	1:31.587
7	31.176	193.8	35.956	205.3	39.727		1:46.859 Pit
8	2:03.765	195.3	35.671	206.1	29.087	206.0	3:08.523
9	29.886	197.6	33.973	207.2	28.827	206.0	1:32.686

### Mercedes SLS GT3

10	29.781	200.0	33.837	208.4	28.663	206.0	1:32.281
11	29.617	198.8	33.760	208.8	38.398		1:41.775 Pit
12	1:45.875	196.8	34.719	207.6	28.759	206.0	2:49.353
13	30.055	196.4	33.951	210.1	28.528	207.2	1:32.534
14	29.503	198.8	34.146	203.3	28.724	206.0	1:32.373
15	29.198	199.6	33.568	208.4	28.319	206.0	1:31.085
16	29.418	199.2	36.029	192.5	28.872	206.0	1:34.319
17	29.328	200.3	33.626	208.4	28.524	207.2	1:31.478

### GT3

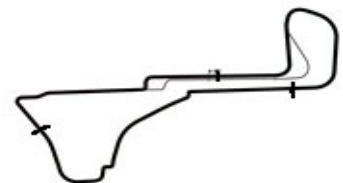
### 7 BARWELL

1	12:21.191	193.4	39.627	86.8	30.609	207.2	13:31.427
2	29.182	202.0	33.826	210.1	28.525	207.2	1:31.533
3	33.421	161.5	38.825	177.6	32.176	207.2	1:44.422
4	29.327	202.8	33.757	210.9	28.738	208.5	1:31.822
5	32.733	194.5	36.801	208.4	29.066	207.2	1:38.600
6	29.033	202.0	41.122	172.2	41.558		1:51.713 Pit

### Aston Martin DBR9 GT3

7	3:00.635	193.1	38.617	142.2	33.594	201.1	4:12.846
8	30.203	202.8	34.703	207.6	29.585	207.2	1:34.491
9	29.193	202.4	33.634	210.9	28.838	209.8	1:31.665
10	28.898	202.4	33.735	212.1	28.495	209.8	1:31.128
11	32.191	189.8	37.156	195.6	40.888		1:50.235 Pit

### GT3



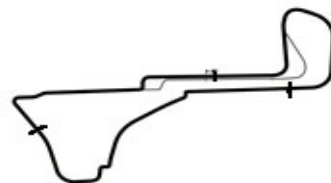
Weather/Track: Sun 21C/Dry 29C

Circuit Length - 4.00 kilometres  
Zolder

# Belcar

## Qualifying 1 - Sector Analysis Report

Lap	S1 Time	S1 Spd	S2 Time	S2 Spd	S3 Time	S3 Spd	Lap Time	Pit	Lap	S1 Time	S1 Spd	S2 Time	S2 Spd	S3 Time	S3 Spd	Lap Time	Pit
<b>8 KRK</b>									<b>Mercedes SLS GT3</b>								
<b>GT3</b>									<b>GT3</b>								
1	11:57.040	129.7	50.094	119.6	33.000	200.0	13:20.134		9	30.963	194.5	35.363	202.6	29.832	202.3	1:36.158	
2	30.735	194.2	34.984	201.8	29.444	201.1	1:35.163		10	31.145	194.5	35.824	202.6	29.184	203.5	1:36.153	
3	31.562	190.9	35.054	204.5	29.939	202.3	1:36.555		11	30.289	194.9	35.847	203.7	29.706	203.5	1:35.842	
4	30.340	196.1	34.879	204.5	29.153	202.3	1:34.372		12	30.193	193.8	34.739	204.9	29.006	202.3	1:33.938	
5	30.265	196.4	35.399	201.8	29.614	202.3	1:35.278		13	53.430	178.0	37.902	198.5	39.223		2:10.555	Pit
6	30.630	194.5	35.601	198.1	34.263	161.3	1:40.494		14	3:40.261	186.3	37.335	199.2	30.087	201.1	4:47.683	
7	31.700	195.3	35.375	197.8	40.758		1:47.833	Pit									
8	2:58.545	167.4	38.974	194.5	30.507	202.3	4:08.026										
<b>9 GPR ASTON</b>									<b>Aston Martin DBRS9 GT3</b>								
<b>GT3</b>									<b>GT3</b>								
1	11:45.764	184.9	38.537	202.2	32.144	204.7	12:56.445		7	2:15.388	170.5	39.747	181.5	32.196	202.3	3:27.331	
2	32.066	186.6	35.847	208.8	29.915	206.0	1:37.828		8	32.190	197.6	36.297	206.8	29.737	207.2	1:38.224	
3	30.276	201.1	35.258	209.3	29.581	206.0	1:35.115		9	30.423	182.2	35.921	204.9	29.791	208.5	1:36.135	
4	29.678	201.6	34.899	211.3	29.342	208.5	1:33.919		10	29.448	204.0	37.177	142.8	49.300		1:55.925	Pit
5	29.408	202.8	34.460	210.9	29.154	208.5	1:33.022										
6	30.089	202.0	35.803	177.0	42.741		1:48.633	Pit									
<b>11 DVB RACING</b>									<b>Dodge Viper GTSR</b>								
<b>GT3</b>									<b>GTO</b>								
1	11:02.498	156.2	42.859	181.8	32.675	208.5	12:18.032		6	31.578	199.2	35.466	209.7	29.044	212.4	1:36.088	
2	33.171	194.2	36.570	206.1	29.387	213.7	1:39.128		7	30.237	201.1	35.500	212.5	28.809	213.7	1:34.546	
3	30.761	201.1	35.375	208.8	29.206	212.4	1:35.342		8	30.258	204.0	36.206	208.4	42.040		1:48.504	Pit
4	31.329	200.7	38.260	201.1	39.750		1:49.339	Pit									
5	4:43.162	188.4	37.631	190.8	30.313	212.4	5:51.106										
<b>12 KUISMANEN</b>									<b>Ford GT3</b>								
<b>GT3</b>									<b>GT3</b>								
1	12:15.082	179.3	37.570	182.4	31.196	207.2	13:23.848		9	2:19.876	175.3	44.287	86.4	36.671	203.5	3:40.834	
2	29.716	199.2	33.476	208.8	28.382	204.7	1:31.574		10	30.863	197.6	34.572	203.3	29.097	206.0	1:34.532	
3	30.719	192.3	34.778	204.9	29.616	208.5	1:35.113		11	30.648	199.2	37.083	199.6	29.458	204.7	1:37.189	
4	29.336	198.0	35.010	200.0	30.136	208.5	1:34.482		12	30.585	196.8	34.672	206.1	28.957	203.5	1:34.214	
5	31.283	187.0	35.229	203.0	29.175	208.5	1:35.687		13	30.399	195.7	34.655	204.5	29.165	206.0	1:34.219	
6	29.404	201.6	33.330	210.1	28.280	208.5	1:31.014		14	34.470	167.1	44.804	151.6	49.834		2:09.108	Pit
7	29.145	201.6	33.040	209.7	28.208	204.7	1:30.393		15	2:48.245	192.3	36.883	203.7	30.366	201.1	3:55.494	
8	30.936	194.9	35.809	202.6	42.812		1:49.557	Pit									
<b>15 DVB RACING</b>									<b>Lamborghini Gallardo</b>								
<b>GT3</b>									<b>GTb</b>								
1	12:32.052	172.6	40.429	183.9	31.824	182.8	13:44.305		9	30.325	196.1	34.821	201.8	29.513	195.4	1:34.659	
2	31.726	185.6	35.399	201.8	29.881	193.2	1:37.006		10	31.292	187.3	36.524	203.0	38.282		1:46.098	Pit
3	30.242	195.7	35.036	201.1	29.650	200.0	1:34.928		11	2:19.116	190.5	36.684	197.8	30.285	191.0	3:26.085	
4	29.768	196.4	34.636	203.0	29.431	197.6	1:33.835		12	30.933	193.4	35.627	199.2	30.086	192.1	1:36.646	
5	31.362	172.8	38.430	179.7	40.814		1:50.606	Pit	13	31.898	177.4	37.095	198.5	30.522	193.2	1:39.515	
6	1:56.166	187.3	42.514	169.2	30.543	193.2	3:09.223		14	50.297	181.6	39.745	191.1	42.431		2:12.473	Pit
7	30.305	196.8	34.902	201.8	29.682	193.2	1:34.889										
8	30.365	198.4	35.553	200.3	29.680	195.4	1:35.598										



Weather/Track: Sun 21C/Dry 29C

Circuit Length - 4.00 kilometres  
Zolder

# Belcar

## Qualifying 1 - Sector Analysis Report

Lap S1 Time S1 Spd S2 Time S2 Spd S3 Time S3 Spd Lap Time Pit Lap S1 Time S1 Spd S2 Time S2 Spd S3 Time S3 Spd Lap Time Pit

### 21 LEVEL RACING

1	10:54.454	138.6	47.148	149.3	40.820	187.9	12:22.422	
2	35.424	153.6	50.271	110.4	45.240	192.1	2:10.935	
3	33.432	186.6	37.867	194.2	31.138	195.4	1:42.437	
4	32.040	186.6	37.009	198.1	30.568	196.5	1:39.617	
5	31.956	190.1	36.817	193.8	30.727	198.8	1:39.500	
6	31.756	189.1	36.333	200.0	30.300	198.8	1:38.389	
7	31.169	192.7	36.277	198.8	29.767	197.6	1:37.213	

### Porsche 997 Supercup

8	32.508	182.6	39.466	166.9	42.481	154.555	Pit
9	8:12.734	174.0	38.046	195.6	30.792	194.3	9:21.572
10	32.349	189.1	36.600	198.1	30.463	195.4	1:39.412
11	31.580	190.5	35.903	197.8	30.772	197.6	1:38.255
12	31.513	191.2	35.947	200.7	30.404	197.6	1:37.864
13	31.652	190.5	36.093	198.8	30.109	197.6	1:37.854

### GTO

### 22 LEVEL RACING

1	10:56.451	143.5	46.599	139.1	34.903	12:17.953	
2	35.744	175.9	38.768	190.1	32.026	195.4	1:46.538
3	32.229	189.8	36.758	192.5	30.763	188.9	1:39.750
4	32.104	188.0	36.523	196.7	30.621	196.5	1:39.248
5	31.632	188.4	36.268	197.4	30.463	194.3	1:38.363
6	31.845	189.1	36.241	195.2	30.579	196.5	1:38.665
7	32.019	189.4	36.246	195.2	30.612	192.1	1:38.877
8	31.659	188.7	35.947	193.8	30.474	197.6	1:38.080
9	35.107	172.0	40.945	167.4	45.379	2:01.431	Pit

### Porsche 997 Cup

10	2:46.467	172.8	44.952	159.7	32.387	196.5	4:03.806
11	35.270	177.4	39.235	187.8	31.432	193.2	1:45.937
12	34.177	180.9	38.442	190.1	31.624	184.8	1:44.243
13	37.505	177.4	38.967	190.1	31.145	196.5	1:47.617
14	34.694	181.2	38.981	190.4	31.047	197.6	1:44.722
15	34.882	178.0	39.527	187.5	31.230	194.3	1:45.639
16	33.853	178.4	38.305	194.9	31.545	179.0	1:43.703

### GTO

### 30 SPEEDLOVER

1	11:06.589	118.4	51.176	107.8	34.220	193.2	12:31.985
2	31.465	190.1	42.074	125.1	37.883	192.1	1:51.422
3	30.939	190.5	36.016	195.2	30.046	194.3	1:37.001
4	31.209	189.4	36.222	197.8	30.024	195.4	1:37.455

### Porsche 997 Cup

5	30.931	190.5	35.250	198.1	29.660	194.3	1:35.841
6	34.409	150.6	44.053	147.3	45.080	2:03.542	Pit

### GTO

### 32 W RACING

1	15:23.885	194.9	35.006	205.3	29.939	204.7	16:28.830
2	29.186	202.0	33.856	209.3	28.709	207.2	1:31.751
3	29.095	200.3	34.514	203.3	28.821	204.7	1:32.430
4	28.886	200.7	33.691	208.8	28.568	207.2	1:31.145
5	29.116	201.6	33.842	208.0	37.475	1:40.433	Pit
6	4:28.538	193.4	42.339	203.0	30.148	204.7	5:41.025
7	29.490	198.4	34.409	197.8	28.980	206.0	1:32.879

### Audi R8 LMS

8	29.277	199.2	33.870	208.0	37.279	1:40.426	Pit
9	1:31.627	187.0	36.539	203.0	29.526	203.5	2:37.692
10	29.909	196.1	34.362	207.6	28.975	204.7	1:33.246
11	29.758	198.8	34.276	206.8	29.315	203.5	1:33.349
12	30.932	195.7	35.227	205.3	37.313	1:43.472	Pit

### GT3

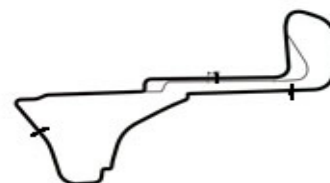
### 50 HAMOFA

1	11:54.611	162.8	41.252	184.3	32.898	191.0	13:08.761
2	34.207	184.6	38.105	190.4	31.909	188.9	1:44.221
3	33.895	175.9	38.575	191.1	31.525	193.2	1:43.995
4	32.437	185.9	37.233	195.2	31.273	192.1	1:40.943
5	33.537	185.9	37.061	195.2	31.355	194.3	1:41.953
6	32.133	186.6	36.909	194.5	31.798	193.2	1:40.840
7	32.129	188.0	36.729	196.0	30.708	196.5	1:39.566
8	32.302	188.0	36.233	196.0	30.588	191.0	1:39.123
9	33.568	175.6	37.766	178.2	44.463	1:55.797	Pit

### BMW M3 GTR

10	2:27.548	168.5	40.840	179.1	32.311	191.0	3:40.699
11	31.774	187.7	36.541	199.2	33.235	172.7	1:41.550
12	32.477	185.6	36.190	196.7	31.039	192.1	1:39.706
13	32.672	190.5	36.404	196.0	30.902	191.0	1:39.978
14	32.090	191.2	36.537	191.8	31.131	192.1	1:39.758
15	32.013	190.5	36.759	186.8	30.949	192.1	1:39.721
16	32.083	189.4	37.202	196.3	31.684	192.1	1:40.969

### GTO



Weather/Track: Sun 21C/Dry 29C

Circuit Length - 4.00 kilometres  
Zolder

# Belcar

## Qualifying 1 - Sector Analysis Report

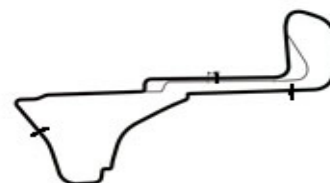
Lap S1 Time S1 Spd S2 Time S2 Spd S3 Time S3 Spd Lap Time Pit Lap S1 Time S1 Spd S2 Time S2 Spd S3 Time S3 Spd Lap Time Pit

60 PROSPEED							Porsche 997 GT3R							GT3	
1	10:52.234	189.1	36.174	204.9	28.805	202.3	11:57.213	9	29.506	198.4	33.621	207.6	28.608	204.7	1:31.735
2	33.149	165.2	36.032	207.6	28.741	203.5	1:37.922	10	29.577	198.0	33.553	208.4	28.469	206.0	1:31.599
3	29.183	199.6	33.004	209.3	28.192	203.5	1:30.379	11	29.612	198.0	34.919	202.2	28.689	204.7	1:33.220
4	42.421	116.5	52.303	115.2	34.657	203.5	2:09.381	12	29.561	198.8	34.487	208.0	28.819	204.7	1:32.867
5	29.256	198.4	33.014	208.4	28.126	203.5	1:30.396	13	29.597	198.0	33.630	206.8	28.539	204.7	1:31.766
6	38.003	145.0	38.580	198.1	38.926		1:55.509 Pit	14	32.484	191.2	37.824	187.8	29.705	204.7	1:40.013
7	2:37.678	191.2	34.546	206.1	28.978	201.1	3:41.202	15	36.495	145.6	50.543	108.9	49.212		2:16.250 Pit
8	29.814	196.4	34.092	206.8	28.708	203.5	1:32.614								

65 MSE							BMW 335i Coupe							GTO	
1	11:20.294	144.0	51.483	118.5	38.282	170.1	12:50.059	9	32.402	181.2	36.475	188.8	32.189	183.8	1:41.066
2	35.641	171.4	41.865	176.1	32.681	182.8	1:50.187	10	31.893	182.2	36.514	188.4	31.082	182.8	1:39.489
3	34.046	179.0	38.033	187.1	31.622	183.8	1:43.701	11	33.839	173.4	41.032	170.0	43.627		1:58.498 Pit
4	33.028	179.6	39.650	156.5	32.386	184.8	1:45.064	12	2:48.920	170.5	40.119	177.6	32.963	182.8	4:02.002
5	32.494	181.6	36.480	188.8	30.796	183.8	1:39.770	13	33.711	176.8	38.737	184.6	32.121	182.8	1:44.569
6	33.458	181.2	39.095	172.8	43.062		1:55.615 Pit	14	33.563	174.3	38.074	183.9	31.954	183.8	1:43.591
7	3:19.394	160.5	39.445	183.0	32.835	182.8	4:31.674								
8	32.841	180.9	37.217	184.9	31.454	181.9	1:41.512								

71 SKYLIMIT							Porsche 996 Cup							GTO	
1	11:10.579	132.8	50.300	133.9	40.448	174.4	12:41.327	9	34.791	177.7	38.682	183.9	32.123	179.0	1:45.596
2	35.143	177.1	40.405	176.7	33.134	182.8	1:48.682	10	33.226	179.3	38.684	180.9	32.844	183.8	1:44.754
3	33.919	180.0	40.276	180.0	32.893	185.8	1:47.088	11	33.545	177.1	38.243	185.2	33.205	172.7	1:44.993
4	33.572	180.6	38.936	177.0	32.726	185.8	1:45.234	12	33.122	179.3	37.803	186.2	31.593	184.8	1:42.518
5	33.904	180.3	39.397	174.4	32.139	180.9	1:45.440	13	32.979	177.4	38.589	183.9	32.319	177.2	1:43.887
6	33.582	180.3	38.543	178.5	32.357	183.8	1:44.482	14	37.149	175.3	41.258	182.7	32.762	180.0	1:51.169
7	33.573	180.3	39.211	175.0	42.479		1:55.263 Pit	15	33.345	177.7	57.704	174.7	32.687	180.0	2:03.736
8	3:13.783	146.5	43.054	174.1	33.113	182.8	4:29.950								

95 BRASS RACING							Dodge Viper							GTO	
1	11:27.462	139.8	45.927	131.0	37.651	178.1	12:51.040	8	2:49.614	172.0	41.469	165.3	34.295	182.8	4:05.378
2	37.778	170.2	41.593	179.1	33.813	187.9	1:53.184	9	34.010	184.2	38.382	192.1	32.303	186.8	1:44.695
3	34.286	186.3	39.492	189.8	34.316	183.8	1:48.094	10	32.992	183.6	38.719	187.1	32.166	191.0	1:43.877
4	33.519	187.3	39.003	195.2	32.699	184.8	1:45.221	11	32.712	187.0	37.587	189.8	50.839	141.9	2:01.138
5	35.787	181.9	39.258	188.8	33.229	182.8	1:48.274	12	45.347	160.5	41.810	170.8	46.382		2:13.539 Pit
6	33.456	185.6	40.482	187.8	33.917	157.6	1:47.855								
7	35.076	183.6	41.476	163.3	43.857		2:00.409 Pit								



Weather/Track: Sun 21C/Dry 29C

Circuit Length - 4.00 kilometres  
Zolder

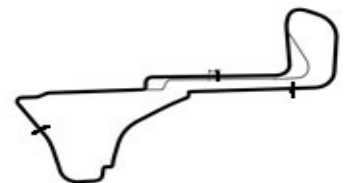
# Belcar

## Qualifying 1 - Sector Analysis Report

Lap	S1 Time	S1 Spd	S2 Time	S2 Spd	S3 Time	S3 Spd	Lap Time	Pit	Lap	S1 Time	S1 Spd	S2 Time	S2 Spd	S3 Time	S3 Spd	Lap Time	Pit									
<b>99 BELGIUM RACING</b>									<b>Porsche GT3 Cup</b>									<b>GTO</b>								
1	10:48.057	172.8	42.591	178.5	32.079	197.6	12:02.727		9	30.926	197.2	35.272	203.0	29.666	201.1	1:35.864										
2	32.946	190.1	37.929	197.0	31.876	200.0	1:42.751		10	30.891	196.8	35.370	200.7	39.931		1:46.192	Pit									
3	32.559	190.5	36.673	199.6	30.294	196.5	1:39.526		11	1:37.951	172.6	39.012	189.1	30.681	200.0	2:47.644										
4	32.037	192.7	36.280	200.0	30.331	198.8	1:38.648		12	30.924	194.9	34.806	203.3	29.369	202.3	1:35.099										
5	31.594	194.9	36.067	200.0	30.320	198.8	1:37.981		13	33.038	156.0	45.091	135.0	43.130		2:01.259	Pit									
6	32.608	181.9	37.680	197.0	39.943		1:50.231	Pit	14	1:33.361	168.2	41.774	156.5	31.026	202.3	2:46.161										
7	3:23.440	177.4	38.450	197.4	30.652	200.0	4:32.542		15	35.252	178.0	37.793	200.0	30.577	202.3	1:43.622										
8	31.361	195.3	35.734	202.6	29.661	202.3	1:36.756																			



Weather/Track: Sun 21C/Dry 29C

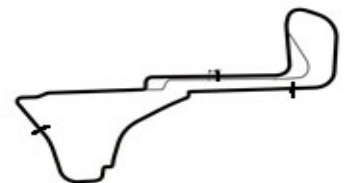


Circuit Length - 4.00 kilometres  
Zolder

# Belcar

## Qualifying 1 - Best Sector Speeds Report

SECTOR 1				SECTOR 2				SECTOR 3				
POS	NO	NAME	SPEED	LAP	NO	NAME	SPEED	LAP	NO	NAME	SPEED	LAP
1	1	W RACING	204.8	2	1	W RACING	217.3	9	11	DVB RACING	213.7	2
2	9	GPR ASTON	204.0	10	11	DVB RACING	212.5	7	2	MONZA	211.1	3
3	11	DVB RACING	204.0	8	7	BARWELL	212.1	10	7	BARWELL	209.8	9
4	7	BARWELL	202.8	4	9	GPR ASTON	211.3	4	9	GPR ASTON	208.5	4
5	3	DELAHAYE	202.0	3	4	KRK	210.1	13	12	KUISMANEN	208.5	3
6	32	W RACING	202.0	2	12	KUISMANEN	210.1	6	3	DELAHAYE	207.2	5
7	12	KUISMANEN	201.6	6	3	DELAHAYE	209.3	3	4	KRK	207.2	13
8	2	MONZA	201.1	4	32	W RACING	209.3	2	32	W RACING	207.2	2
9	4	KRK	200.3	3	60	PROSPEED	209.3	3	60	PROSPEED	206.0	10
10	60	PROSPEED	199.6	3	2	MONZA	208.8	4	1	W RACING	204.7	1
11	15	DVB RACING	198.4	8	8	KRK	204.9	12	8	KRK	203.5	10
12	99	BELGIUM RAC	197.2	9	99	BELGIUM RAC	203.3	12	99	BELGIUM RAC	202.3	8
13	8	KRK	196.4	5	15	DVB RACING	203.0	4	15	DVB RACING	200.0	3
14	21	LEVEL RACIN	192.7	7	21	LEVEL RACIN	200.7	12	21	LEVEL RACIN	198.8	5
15	50	HAMOFA	191.2	14	50	HAMOFA	199.2	11	22	LEVEL RACIN	197.6	8
16	30	SPEEDLOVER	190.5	3	30	SPEEDLOVER	198.1	5	50	HAMOFA	196.5	7
17	22	LEVEL RACIN	189.8	3	22	LEVEL RACIN	197.4	5	30	SPEEDLOVER	195.4	4
18	95	BRASS RACIN	187.3	4	95	BRASS RACIN	195.2	4	95	BRASS RACIN	191.0	10
19	65	MSE	182.2	10	65	MSE	188.8	5	71	SKYLIMIT	185.8	3
20	71	SKYLIMIT	180.6	4	71	SKYLIMIT	186.2	12	65	MSE	184.8	4



Weather/Track: Sun 21C/Dry 29C

Circuit Length - 4.00 kilometres  
Zolder

# Belcar

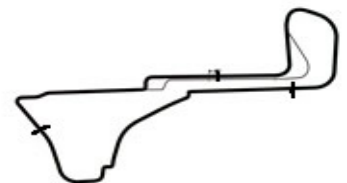
## Qualifying 1 - Best Sector Times Report

POS	SECTOR 1			SECTOR 2			SECTOR 3			IDEAL/BEST LAP COMPARISON					
	NO	TIME	LAP	NO	TIME	LAP	NO	TIME	LAP	NO	NAME	IDEAL	BEST	LAP	DIFF
1	32	28.886	4	60	33.004	3	60	28.126	5	60	PROSPEED	1:30.313	1:30.379	3	+ 0.066
2	7	28.898	10	12	33.040	7	12	28.208	7	12	KUISMANEN	1:30.393	1:30.393	7	+ 0.000
3	12	29.145	7	3	33.391	3	4	28.319	15	7	BARWELL	1:31.027	1:31.128	10	+ 0.101
4	1	29.172	4	1	33.484	3	7	28.495	10	4	KRK	1:31.085	1:31.085	15	+ 0.000
5	60	29.183	3	4	33.568	15	1	28.508	4	32	W RACING	1:31.145	1:31.145	4	+ 0.000
6	4	29.198	15	7	33.634	9	32	28.568	4	1	W RACING	1:31.164	1:31.316	4	+ 0.152
7	9	29.408	5	32	33.691	4	3	28.577	5	3	DELAHAYE	1:31.538	1:31.687	5	+ 0.149
8	3	29.570	5	2	34.229	4	11	28.809	7	9	GPR ASTON	1:33.022	1:33.022	5	+ 0.000
9	15	29.768	4	9	34.460	5	2	28.880	3	2	MONZA	1:33.425	1:33.627	4	+ 0.202
10	8	30.193	12	15	34.636	4	8	29.006	12	15	DVB RACIN	1:33.835	1:33.835	4	+ 0.000
11	11	30.237	7	8	34.739	12	9	29.154	5	8	KRK	1:33.938	1:33.938	12	+ 0.000
12	2	30.316	4	99	34.806	12	99	29.369	12	11	DVB RACIN	1:34.421	1:34.546	7	+ 0.125
13	99	30.891	10	30	35.250	5	15	29.431	4	99	BELGIUM RA	1:35.066	1:35.099	12	+ 0.033
14	30	30.931	5	11	35.375	3	30	29.660	5	30	SPEEDLOVE	1:35.841	1:35.841	5	+ 0.000
15	21	31.169	7	21	35.903	11	21	29.767	7	21	LEVEL RACI	1:36.839	1:37.213	7	+ 0.374
16	22	31.632	5	22	35.947	8	22	30.463	5	22	LEVEL RACI	1:38.042	1:38.080	8	+ 0.038
17	50	31.774	11	50	36.190	12	50	30.588	8	50	HAMOFFA	1:38.552	1:39.123	8	+ 0.571
18	65	31.893	10	65	36.475	9	65	30.796	5	65	MSE	1:39.164	1:39.489	10	+ 0.325
19	95	32.712	11	95	37.587	11	71	31.593	12	71	SKYLIMIT	1:42.375	1:42.518	12	+ 0.143
20	71	32.979	13	71	37.803	12	95	32.166	10	95	BRASS RACI	1:42.465	1:43.877	10	+ 1.412

'Perfect Lap' - 1:30.016



Weather/Track: Sun 21C/Dry 29C



Circuit Length - 4.00 kilometres  
Zolder

**Belcar  
QUALIFYING 2**

POS	NO	CLS	DRIVER	NAT	CAR	TIME	LAPS	GAP	KPH
1	32	GT3	Longin / Maassen		Audi R8 LMS	1:31.898	11		156.69
2	3	GT3	Bouvy / Coens		Corvette Z06	1:31.931	9	0.033	156.63
3	1	GT3	Verbist / Ide		Audi R8 LMS	1:31.998	8	0.100	156.52
4	12	GT3	Kuismanen / Palttala		Ford GT3	1:32.217	17	0.319	156.15
5	4	GT3	Wauters / Kumpen		Mercedes SLS GT3	1:32.333	15	0.435	155.95
6	60	GT3	Goossens / Soulet		Porsche 997 GT3R	1:32.394	16	0.496	155.85
7	7	GT3	Verbergt / V.hooydonk		Aston Martin DBR9 GT3	1:32.642	11	0.744	155.43
8	8	GT3	Vanthoor / Wauters		Mercedes SLS GT3	1:32.871	13	0.973	155.05
9	9	GT3	Moser / Schmetz		Aston Martin DBRS9 GT3	1:33.607	11	1.709	153.83
10	99	GTO	Derdaele / Derdaele		Porsche GT3 Cup	1:35.544	15	3.646	150.71
11	2	GTb	Thiers / Thiers		Ferrari F430	1:36.145	12	4.247	149.77
12	11	GTO	Lumbeek / Langeberg		Dodge Viper GTSR	1:36.695	14	4.797	148.92
13	21	GTO	Mattheus / Redant		Porsche 997 Supercup	1:37.553	7	5.655	147.61
14	15	GTb	De Laet / Lagrange		Lamborghini Gallardo	1:39.646	3	7.748	144.51
15	50	GTO	Verhoeven / Verhoeven		BMW M3 GTR	1:40.118	16	8.220	143.83
16	22	GTO	Sluys / Renmans		Porsche 997 Cup	1:40.916	10	9.018	142.69
17	30	GTO	Makelberge / Kern		Porsche 997 Cup	1:42.086	14	10.188	141.05
18	71	GTO	Lammens / V.audenhove		Porsche 996 Cup	1:42.186	9	10.288	140.92
19	65	GTO	Van Samang / Beckers		BMW 335i Coupe	1:42.620	13	10.722	140.32
20	95	GTO	Weerot / Van Sprundel		Dodge Viper	1:43.100	13	11.202	139.67

Zolder

Circuit Length = 4.0000 km.

Start: 15:00 End: 15:30

Weather/Track: Sun 26C/Dry 39C

Race Director:	Steward:	Timekeeper:	Issued at:
----------------	----------	-------------	------------

# Belcar

## Qualifying 2 - Sector Analysis Report

Lap S1 Time S1 Spd S2 Time S2 Spd S3 Time S3 Spd Lap Time Pit Lap S1 Time S1 Spd S2 Time S2 Spd S3 Time S3 Spd Lap Time Pit

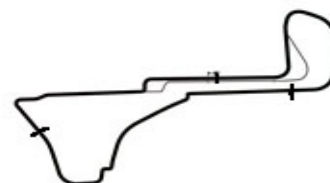
1 W RACING										Audi R8 LMS					GT3	
1	12:35.632	184.2	37.401	201.1	29.905	200.0	13:42.938	6	29.558	198.4	33.872	203.3	28.568	194.3	1:31.998	
2	30.331	197.6	35.628	210.5	29.145	192.1	1:35.104	7	29.701	198.0	35.961	171.1	30.962	202.3	1:36.624	
3	30.234	200.3	34.392	203.3	38.376		1:43.002 Pit	8	29.611	200.3	33.596	205.7	38.552		1:41.759 Pit	
4	3:45.769	197.6	34.692	206.1	28.873	203.5	4:49.334									
5	29.537	200.3	33.962	212.1	28.872	198.8	1:32.371									

2 MONZA										Ferrari F430					GTb	
1	11:16.805	142.7	41.891	182.4	30.316	207.2	12:29.012	8	38.419	126.4	42.270	197.0	43.278		2:03.967 Pit	
2	32.145	193.4	36.288	202.6	29.390	206.0	1:37.823	9	4:11.151	184.9	36.639	197.0	29.928	207.2	5:17.718	
3	31.705	195.7	35.692	204.1	29.297	208.5	1:36.694	10	31.509	194.9	35.634	201.4	29.747	206.0	1:36.890	
4	31.389	196.1	35.584	205.3	29.544	208.5	1:36.517	11	31.579	196.4	35.284	205.7	29.312	207.2	1:36.175	
5	31.348	198.0	35.766	204.9	29.470	208.5	1:36.584	12	38.083	136.7	46.121	185.8	47.927		2:12.131 Pit	
6	31.420	193.8	35.421	203.0	29.304	208.5	1:36.145									
7	31.370	198.0	35.758	204.1	29.867	207.2	1:36.995									

3 DELAHAYE										Corvette Z06					GT3	
1	10:47.866	172.3	40.392	183.6	31.067	198.8	11:59.325	6	29.591	200.0	33.765	207.6	28.629	204.7	1:31.985	
2	30.924	195.7	34.899	203.7	29.074	202.3	1:34.897	7	29.450	200.7	33.660	206.5	28.821	203.5	1:31.931	
3	30.186	197.2	34.071	206.1	29.117	203.5	1:33.374	8	29.617	199.2	33.879	206.5	28.843	204.7	1:32.339	
4	31.139	190.5	37.514	175.3	39.453		1:48.106 Pit	9	34.316	154.3	43.660	154.5	41.849		1:59.825 Pit	
5	4:36.305	187.3	35.808	203.0	29.089	203.5	5:41.202									

4 KRK										Mercedes SLS GT3					GT3	
1	11:36.430	189.4	37.067	203.3	30.992	196.5	12:44.489	9	29.697	200.0	34.260	207.2	28.573	206.0	1:32.530	
2	30.204	196.8	34.977	205.7	29.161	202.3	1:34.342	10	30.852	170.5	38.606	200.0	40.339		1:49.797 Pit	
3	29.784	198.8	34.778	205.7	29.291	204.7	1:33.853	11	3:02.264	194.5	34.926	206.1	29.038	203.5	4:06.228	
4	29.472	198.8	34.293	206.8	28.790	206.0	1:32.555	12	29.779	198.4	34.180	207.2	28.578	206.0	1:32.537	
5	29.707	198.0	34.559	202.2	29.111	204.7	1:33.377	13	29.636	197.6	34.096	206.8	28.687	206.0	1:32.419	
6	32.146	161.2	39.036	203.7	38.444		1:49.626 Pit	14	29.653	197.2	34.052	208.0	28.700	206.0	1:32.405	
7	2:21.361	195.7	34.564	207.2	28.759	204.7	3:24.684	15	32.426	177.4	42.349	159.0	48.681		2:03.456 Pit	
8	29.521	199.2	34.005	205.3	28.807	203.5	1:32.333									

7 BARWELL										Aston Martin DBR9 GT3					GT3	
1	11:16.431	148.2	47.624	143.0	34.827	197.6	12:38.882	7	30.866	194.2	36.555	205.3	40.859		1:48.280 Pit	
2	33.199	187.7	37.237	200.3	30.910	204.7	1:41.346	8	6:05.142	175.6	38.097	198.5	30.310	203.5	7:13.549	
3	30.125	198.0	35.694	206.8	29.174	204.7	1:34.993	9	30.543	196.8	35.974	201.4	40.311		1:46.828 Pit	
4	29.511	200.0	34.271	208.4	29.272	206.0	1:33.054	10	2:08.170	191.2	36.791	200.3	41.534		3:26.495 Pit	
5	29.579	199.2	34.222	209.3	29.134	207.2	1:32.935	11	4:52.404	186.3	38.476	202.6	44.836		6:15.716 Pit	
6	29.438	200.3	34.215	208.4	28.989	207.2	1:32.642									



Weather/Track: Sun 26C/Dry 39C

Circuit Length - 4.00 kilometres  
Zolder

# Belcar

## Qualifying 2 - Sector Analysis Report

Lap S1 Time S1 Spd S2 Time S2 Spd S3 Time S3 Spd Lap Time Pit Lap S1 Time S1 Spd S2 Time S2 Spd S3 Time S3 Spd Lap Time Pit

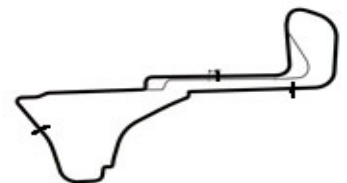
8 KRK								Mercedes SLS GT3								GT3	
1	11:08.729	181.6	41.464	125.0	36.883	201.1	12:27.076	8	30.370	196.4	34.870	203.3	29.250	203.5	1:34.490		
2	31.302	191.6	35.681	200.3	29.461	202.3	1:36.444	9	29.976	197.6	34.819	204.5	29.060	202.3	1:33.855		
3	31.190	193.4	34.953	203.3	29.555	202.3	1:35.698	10	30.060	196.8	34.516	204.9	28.978	202.3	1:33.554		
4	30.654	195.7	34.829	203.3	29.666	203.5	1:35.149	11	29.940	197.2	34.449	205.7	29.031	201.1	1:33.420		
5	30.973	191.6	37.861	174.4	43.865		1:52.699 Pit	12	29.680	197.6	34.291	203.3	28.900	203.5	1:32.871		
6	6:22.574	183.9	36.786	192.8	30.689	202.3	7:30.049	13	33.389	181.2	38.549	177.9	43.024		1:54.962 Pit		
7	31.019	194.5	38.287	147.1	30.488	203.5	1:39.794										

9 GPR ASTON								Aston Martin DBRS9 GT3								GT3	
1	11:49.329	169.1	39.396	202.6	30.352	206.0	12:59.077	7	34.991	189.8	38.866	162.6	43.460		1:57.317 Pit		
2	31.850	178.4	36.950	203.7	30.114	204.7	1:38.914	8	2:21.890	188.4	43.707	173.3	32.344	207.2	3:37.941		
3	29.856	203.6	34.475	210.1	29.354	207.2	1:33.685	9	31.360	194.2	36.608	201.8	30.962	207.2	1:38.930		
4	29.448	202.8	34.838	205.7	30.754		1:35.040	10	30.770	196.8	35.290	206.8	30.394	201.1	1:36.454		
5	30.382	191.6	37.496	202.2	30.400	208.5	1:38.278	11	30.834	197.2	37.304	199.6	42.866		1:51.004 Pit		
6	29.586	202.0	34.695	210.9	29.326		1:33.607										

11 DVB RACING								Dodge Viper GTSR								GTO	
1	11:54.478	185.9	39.900	190.1	31.971		13:06.349	9	33.876	189.4	37.533	192.1	30.700	213.7	1:42.109		
2	33.298	194.5	38.809	197.0	30.533		1:42.640	10	31.332	199.2	35.964	204.5	29.569	213.7	1:36.865		
3	31.971	194.2	36.674	202.6	30.072		1:38.717	11	31.637	198.8	36.164	201.1	39.238		1:47.039 Pit		
4	32.090	194.5	36.019	205.3	29.626		1:37.735	12	4:34.163	187.0	37.858	191.8	30.317	213.7	5:42.338		
5	31.385	194.9	36.211	206.1	30.032		1:37.628	13	31.390	200.0	38.782	191.1	29.939	213.7	1:40.111		
6	33.409	193.8	38.449	185.2	31.082		1:42.940	14	31.464	199.6	36.108	204.9	29.902	215.0	1:37.474		
7	31.945	198.4	36.894	205.3	29.908		1:38.747										
8	31.314	200.7	35.637	201.8	29.744	212.4	1:36.695										

12 KUISMANEN								Ford GT3								GT3	
1	10:56.487	156.5	43.532	166.1	33.107	185.8	12:13.126	10	30.849	193.4	35.551	201.1	29.245	204.7	1:35.645		
2	35.633	177.7	40.695	166.1	33.236	175.3	1:49.564	11	30.630	195.7	34.855	204.5	29.023	203.5	1:34.508		
3	34.847	193.8	35.737	198.8	31.789	202.3	1:42.373	12	30.432	194.2	34.935	203.0	29.094	204.7	1:34.461		
4	31.640	194.2	36.697	191.1	30.063	204.7	1:38.400	13	30.832	195.3	35.262	202.6	30.288	198.8	1:36.382		
5	32.546	190.5	38.573	200.0	31.014	201.1	1:42.133	14	33.967	169.4	38.124	197.4	32.326	206.0	1:44.417		
6	32.624	192.3	36.505	194.2	30.233	204.7	1:39.362	15	31.209	194.5	35.125	203.7	29.337	207.2	1:35.671		
7	30.071	197.6	33.858	206.8	28.288	206.0	1:32.217	16	30.828	196.1	35.194	205.3	29.392	207.2	1:35.414		
8	32.107	193.4	35.896	202.6	44.638		1:52.641 Pit	17	30.897	196.8	38.881	201.4	29.810	206.0	1:39.588		
9	2:19.793	169.6	38.650	198.5	29.627	204.7	3:28.070										

15 DVB RACING								Lamborghini Gallardo								GTb	
1	11:29.341	173.7	42.763	179.1	33.875	187.9	12:45.979	3	31.444	194.2	36.783	179.4	41.483		1:49.710 Pit		
2	32.223	189.8	36.990	195.2	30.433	191.0	1:39.646										



Weather/Track: Sun 26C/Dry 39C

Circuit Length - 4.00 kilometres  
Zolder

# Belcar

## Qualifying 2 - Sector Analysis Report

Lap S1 Time S1 Spd S2 Time S2 Spd S3 Time S3 Spd Lap Time Pit Lap S1 Time S1 Spd S2 Time S2 Spd S3 Time S3 Spd Lap Time Pit

### 21 LEVEL RACING

1	10:55.752	157.7	42.377	180.6	34.023	177.2	12:12.152
2	34.386	178.4	37.685	193.8	30.461	194.3	1:42.532
3	31.831	187.3	36.510	197.8	29.977	194.3	1:38.318
4	31.549	189.8	35.942	199.6	30.062	196.5	1:37.553

### Porsche 997 Supercup

5	32.689	176.5	38.740	195.6	40.556	194.3	1:51.985 Pit
6	3:14.644	175.0	40.601	188.1	31.025	194.3	4:26.270
7	31.988	187.3	37.562	190.4	39.490		1:49.040 Pit

### GTO

### 22 LEVEL RACING

1	11:02.339	118.0	58.205	100.3	45.907	125.2	12:46.451
2	45.723	121.1	51.904	145.7	37.400	162.0	2:15.027
3	40.429	151.5	49.206	126.6	35.170	184.8	2:04.805
4	39.999	149.1	45.168	173.0	35.144	191.0	2:00.311
5	36.772	169.4	41.502	181.2	43.882		2:02.156 Pit
6	6:06.954	178.7	38.908	185.2	31.923	193.2	7:17.785

### Porsche 997 Cup

7	32.747	183.9	37.171	192.1	30.998	194.3	1:40.916
8	32.233	186.3	38.122	191.1	30.960	193.2	1:41.315
9	32.599	181.6	38.955	188.4	40.928		1:52.482 Pit
10	3:20.589	160.5	41.946	178.8	32.763	192.1	4:35.298

### GTO

### 30 SPEEDLOVER

1	11:14.634	162.8	43.834	173.3	34.739	191.0	12:33.207
2	34.912	177.7	39.074	187.5	31.486	192.1	1:45.472
3	34.269	180.3	38.618	187.8	31.681	193.2	1:44.568
4	34.221	180.9	38.672	187.8	32.626	192.1	1:45.519
5	35.422	179.0	39.370	186.5	31.704	191.0	1:46.496
6	34.164	180.0	38.713	188.1	42.608		1:55.485 Pit
7	2:33.695	179.6	38.250	186.2	31.540	190.0	3:43.485
8	33.718	180.6	37.638	190.1	31.168	193.2	1:42.524

### Porsche 997 Cup

9	33.289	181.9	37.708	190.4	31.573	193.2	1:42.570
10	33.414	181.6	37.483	191.1	31.189	184.8	1:42.086
11	33.948	180.6	37.238	192.1	31.177	192.1	1:42.363
12	33.066	182.9	37.359	189.4	42.625		1:53.050 Pit
13	3:38.911	174.3	40.009	183.6	34.760	192.1	4:53.680
14	33.340	183.9	38.767	190.4	30.849	190.0	1:42.956

### GTO

### 32 W RACING

1	11:58.771	182.6	37.280	197.8	30.588	202.3	13:06.639
2	31.304	195.3	35.989	202.2	29.681	204.7	1:36.974
3	30.035	196.4	34.629	205.3	29.186	204.7	1:33.850
4	29.634	196.8	34.298	206.5	38.426		1:42.358 Pit
5	2:00.274	163.9	39.507	203.7	30.378	206.0	3:10.159
6	29.282	199.6	33.993	207.6	28.623	206.0	1:31.898

### Audi R8 LMS

7	29.140	198.8	56.699	145.3	43.100		2:08.939 Pit
8	2:51.764	194.9	34.945	204.5	29.013	206.0	3:55.722
9	29.543	196.4	34.384	208.0	28.958	207.2	1:32.885
10	29.297	198.8	33.974	208.4	28.723	204.7	1:31.994
11	29.934	191.2	34.025	208.0	37.291		1:41.250 Pit

### GT3

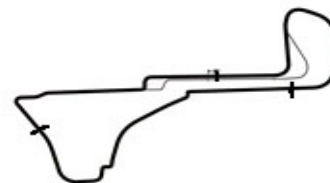
### 50 HAMOFA

1	11:20.689	155.3	46.219	159.2	33.188	185.8	12:40.096
2	33.869	182.2	39.188	191.1	31.626	188.9	1:44.683
3	33.700	183.2	37.709	192.5	31.243	190.0	1:42.652
4	32.496	186.6	37.650	192.8	31.439	193.2	1:41.585
5	33.707	180.3	37.673	193.2	30.976	194.3	1:42.356
6	32.690	185.2	37.215	193.8	30.609	193.2	1:40.514
7	32.374	184.6	36.817	193.2	31.093	186.8	1:40.284
8	32.820	184.2	42.723	177.3	31.624	190.0	1:47.167
9	33.108	180.6	39.914	189.1	45.387		1:58.409 Pit

### BMW M3 GTR

10	3:12.831	175.0	38.064	191.8	31.869	188.9	4:22.764
11	32.359	188.4	37.718	190.1	31.468	192.1	1:41.545
12	32.658	185.9	37.384	194.2	30.826	188.9	1:40.868
13	32.317	189.4	37.037	192.8	31.020	191.0	1:40.374
14	32.355	189.4	37.031	193.8	31.148	192.1	1:40.534
15	32.161	187.7	37.252	192.1	30.991	193.2	1:40.404
16	32.214	187.7	37.078	194.9	30.826	192.1	1:40.118

### GTO



Weather/Track: Sun 26C/Dry 39C

Circuit Length - 4.00 kilometres  
Zolder

# Belcar

## Qualifying 2 - Sector Analysis Report

Lap S1 Time S1 Spd S2 Time S2 Spd S3 Time S3 Spd Lap Time Pit Lap S1 Time S1 Spd S2 Time S2 Spd S3 Time S3 Spd Lap Time Pit

### 60 PROSPEED

1	11:28.275	139.6	41.892	150.8	37.429	143.6	12:47.596
2	34.435	179.3	36.524	150.8	33.999	193.2	1:44.958
3	31.224	192.7	34.690	204.5	38.638		1:44.552 Pit
4	2:06.016	193.1	34.576	206.5	29.284	202.3	3:09.876
5	30.535	194.9	34.000	207.6	28.876	204.7	1:33.411
6	30.507	195.7	34.194	202.6	29.121	201.1	1:33.822
7	30.007	194.5	33.937	206.8	28.734	203.5	1:32.678
8	29.903	194.2	34.116	205.3	28.756	203.5	1:32.775
9	30.029	194.5	34.093	205.3	29.981	206.0	1:34.103

### Porsche 997 GT3R

10	30.235	194.9	34.182	206.1	28.873	203.5	1:33.290
11	29.998	195.3	34.688	206.1	29.533	202.3	1:34.219
12	29.818	194.9	34.767	203.7	28.805	202.3	1:33.390
13	30.169	191.6	34.223	203.7	28.868	202.3	1:33.260
14	29.780	194.9	33.837	207.6	28.777	204.7	1:32.394
15	29.889	194.9	33.735	206.1	28.883	203.5	1:32.507
16	29.971	193.4	33.801	208.0	28.734	203.5	1:32.506

### GT3

### 65 MSE

1	11:00.721	150.2	45.108	165.1	36.679	173.6	12:22.508
2	37.058	169.9	40.614	175.6	33.314	179.0	1:50.986
3	34.241	174.0	39.850	182.4	32.328	180.9	1:46.419
4	33.443	176.2	38.192	184.9	32.042	180.9	1:43.677
5	34.264	169.1	38.136	185.2	32.159	180.9	1:44.559
6	35.335	156.0	40.823	178.5	42.858		1:59.016 Pit
7	1:53.549	170.2	39.609	181.8	32.465	180.0	3:05.623

### BMW 335i Coupe

8	33.379	175.3	38.108	183.0	32.053	180.9	1:43.540
9	33.385	175.0	43.416	166.1	44.288		2:01.089 Pit
10	4:05.084	170.2	39.111	182.4	32.117	179.0	5:16.312
11	33.392	174.6	37.980	183.9	31.729	181.9	1:43.101
12	32.868	177.4	37.775	184.6	31.977	180.9	1:42.620
13	34.733	163.6	40.086	178.2	45.529		2:00.348 Pit

### GTO

### 71 SKYLIMIT

1	21:53.540	151.3	45.526	165.8	35.463	168.4	23:14.529
2	35.230	172.3	39.987	184.3	31.849	182.8	1:47.066
3	33.118	176.2	38.558	183.6	34.869	164.4	1:46.545
4	33.490	176.5	38.588	183.6	31.868	182.8	1:43.946
5	32.800	178.0	37.903	186.5	32.618	166.0	1:43.321

### Porsche 996 Cup

6	33.090	176.5	38.923	179.4	33.353	181.9	1:45.366
7	34.119	175.0	38.425	182.4	31.898	176.2	1:44.442
8	32.655	179.0	37.948	183.0	31.583	184.8	1:42.186
9	32.725	179.0	39.648	172.8	46.450		1:58.823 Pit

### GTO

### 95 BRASS RACING

1	11:20.062	149.1	46.587	150.8	38.223	166.8	12:44.872
2	37.309	162.3	42.190	176.4	33.595	180.9	1:53.094
3	35.060	179.6	40.572	186.5	33.174	181.9	1:48.806
4	34.784	180.9	39.286	186.5	32.267	188.9	1:46.337
5	33.305	184.6	38.762	191.1	32.234	180.9	1:44.301
6	33.212	183.9	38.088	190.4	31.960	188.9	1:43.260
7	32.832	185.2	38.138	192.5	32.130	190.0	1:43.100

### Dodge Viper

8	32.642	184.2	46.292	79.0	1:00.025		2:18.959 Pit
9	3:05.984	177.7	41.227	180.3	34.024	183.8	4:21.235
10	34.406	176.8	40.206	187.8	33.109	185.8	1:47.721
11	33.985	178.7	39.843	187.8	32.927	187.9	1:46.755
12	33.887	181.9	39.423	188.1	32.799	187.9	1:46.109
13	34.276	181.9	42.902	147.7	46.208		2:03.386 Pit

### GTO

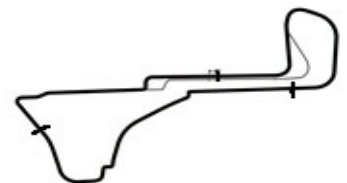
### 99 BELGIUM RACING

1	10:59.523	158.9	40.978	173.6	32.967	193.2	12:13.468
2	33.746	189.4	37.343	196.3	30.683	197.6	1:41.772
3	31.921	189.8	36.322	198.8	30.270	197.6	1:38.513
4	31.732	192.0	36.154	199.6	30.422	198.8	1:38.308
5	31.881	187.3	36.775	199.6	30.672	198.8	1:39.328
6	32.238	190.1	36.820	200.0	30.508	198.8	1:39.566
7	32.117	190.5	36.398	198.8	30.898	197.6	1:39.413
8	36.100	162.5	42.087	169.5	46.060		2:04.247 Pit

### Porsche GT3 Cup

9	3:19.678	160.5	39.605	197.8	30.631	200.0	4:29.914
10	31.422	190.1	35.543	202.2	30.424	202.3	1:37.389
11	30.974	194.9	35.158	202.6	40.452	129.0	1:46.584
12	38.220	170.8	37.999	194.9	30.372	198.8	1:46.591
13	30.702	196.1	35.105	203.0	29.737	202.3	1:35.544
14	34.516	152.4	48.570	129.8	31.694	201.1	1:54.780
15	32.503	173.7	43.371	139.3	43.919		1:59.793 Pit

### GTO



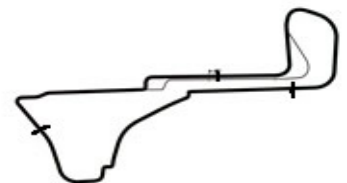
Weather/Track: Sun 26C/Dry 39C

Circuit Length - 4.00 kilometres  
Zolder

# Belcar

## Qualifying 2 - Best Sector Speeds Report

SECTOR 1				SECTOR 2				SECTOR 3				
POS	NO	NAME	SPEED	LAP	NO	NAME	SPEED	LAP	NO	NAME	SPEED	LAP
1	9	GPR ASTON	203.6	3	1	W RACING	212.1	5	11	DVB RACING	215.0	14
2	3	DELAHAYE	200.7	7	9	GPR ASTON	210.9	6	2	MONZA	208.5	3
3	11	DVB RACING	200.7	8	7	BARWELL	209.3	5	9	GPR ASTON	208.5	5
4	1	W RACING	200.3	3	32	W RACING	208.4	10	7	BARWELL	207.2	5
5	7	BARWELL	200.3	6	4	KRK	208.0	14	12	KUISMANEN	207.2	15
6	4	KRK	200.0	9	60	PROSPEED	208.0	16	32	W RACING	207.2	9
7	32	W RACING	199.6	6	3	DELAHAYE	207.6	6	4	KRK	206.0	4
8	2	MONZA	198.0	5	12	KUISMANEN	206.8	7	60	PROSPEED	206.0	9
9	8	KRK	197.6	9	11	DVB RACING	206.1	5	3	DELAHAYE	204.7	6
10	12	KUISMANEN	197.6	7	2	MONZA	205.7	11	1	W RACING	203.5	4
11	99	BELGIUM RAC	196.1	13	8	KRK	205.7	11	8	KRK	203.5	4
12	60	PROSPEED	195.7	6	99	BELGIUM RAC	203.0	13	99	BELGIUM RAC	202.3	10
13	15	DVB RACING	194.2	3	21	LEVEL RACIN	199.6	4	21	LEVEL RACIN	196.5	4
14	21	LEVEL RACIN	189.8	4	15	DVB RACING	195.2	2	22	LEVEL RACIN	194.3	7
15	50	HAMOFA	189.4	13	50	HAMOFA	194.9	16	50	HAMOFA	194.3	5
16	22	LEVEL RACIN	186.3	8	95	BRASS RACIN	192.5	7	30	SPEEDLOVER	193.2	3
17	95	BRASS RACIN	185.2	7	22	LEVEL RACIN	192.1	7	15	DVB RACING	191.0	2
18	30	SPEEDLOVER	183.9	14	30	SPEEDLOVER	192.1	11	95	BRASS RACIN	190.0	7
19	71	SKYLIMIT	179.0	8	71	SKYLIMIT	186.5	5	71	SKYLIMIT	184.8	8
20	65	MSE	177.4	12	65	MSE	185.2	5	65	MSE	181.9	11



Weather/Track: Sun 26C/Dry 39C

Circuit Length - 4.00 kilometres  
Zolder

# Belcar

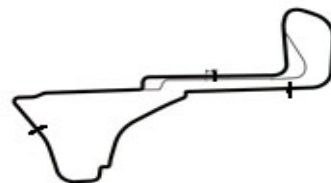
## Qualifying 2 - Best Sector Times Report

POS	SECTOR 1			SECTOR 2			SECTOR 3			IDEAL/BEST LAP COMPARISON					
	NO	TIME	LAP	NO	TIME	LAP	NO	TIME	LAP	NO	NAME	IDEAL	BEST	LAP	DIFF
1	32	29.140	7	1	33.596	8	12	28.288	7	1	W RACING	1:31.701	1:31.998	6	+ 0.297
2	7	29.438	6	3	33.660	7	1	28.568	6	32	W RACING	1:31.737	1:31.898	6	+ 0.161
3	9	29.448	4	60	33.735	15	4	28.573	9	3	DELAHAYE	1:31.739	1:31.931	7	+ 0.192
4	3	29.450	7	12	33.858	7	32	28.623	6	4	KRK	1:32.050	1:32.333	8	+ 0.283
5	4	29.472	4	32	33.974	10	3	28.629	6	12	KUISMANEN	1:32.217	1:32.217	7	+ 0.000
6	1	29.537	5	4	34.005	8	60	28.734	7	60	PROSPEED	1:32.249	1:32.394	14	+ 0.145
7	8	29.680	12	7	34.215	6	8	28.900	12	7	BARWELL	1:32.642	1:32.642	6	+ 0.000
8	60	29.780	14	8	34.291	12	7	28.989	6	8	KRK	1:32.871	1:32.871	12	+ 0.000
9	12	30.071	7	9	34.475	3	2	29.297	3	9	GPR ASTON	1:33.249	1:33.607	6	+ 0.358
10	99	30.702	13	99	35.105	13	9	29.326	6	99	BELGIUM RA	1:35.544	1:35.544	13	+ 0.000
11	11	31.314	8	2	35.284	11	11	29.569	10	2	MONZA	1:35.929	1:36.145	6	+ 0.216
12	2	31.348	5	11	35.637	8	99	29.737	13	11	DVB RACIN	1:36.520	1:36.695	8	+ 0.175
13	15	31.444	3	21	35.942	4	21	29.977	3	21	LEVEL RACI	1:37.468	1:37.553	4	+ 0.085
14	21	31.549	4	15	36.783	3	15	30.433	2	15	DVB RACIN	1:38.660	1:39.646	2	+ 0.986
15	50	32.161	15	50	36.817	7	50	30.609	6	50	HAMOFFA	1:39.587	1:40.118	16	+ 0.531
16	22	32.233	8	22	37.171	7	30	30.849	14	22	LEVEL RACI	1:40.364	1:40.916	7	+ 0.552
17	95	32.642	8	30	37.238	11	22	30.960	8	30	SPEEDLOVE	1:41.153	1:42.086	10	+ 0.933
18	71	32.655	8	65	37.775	12	71	31.583	8	71	SKYLIMIT	1:42.141	1:42.186	8	+ 0.045
19	65	32.868	12	71	37.903	5	65	31.729	11	65	MSE	1:42.372	1:42.620	12	+ 0.248
20	30	33.066	12	95	38.088	6	95	31.960	6	95	BRASS RACI	1:42.690	1:43.100	7	+ 0.410

'Perfect Lap' - 1:31.024



Weather/Track: Sun 26C/Dry 39C



Circuit Length - 4.00 kilometres  
Zolder

## Belcar COMBINED QUALIFYING


POS	NO	CL	DRIVER(S)	CAR	FIRST		SECOND		GAP
					TIME	LAPS	TIME	LAPS	
1	60	GT3	Goossens/Soulet	Porsche 997 GT3R	1:30.379	15	1:32.394	16	
2	12	GT3	Kuismanen/Palttala	Ford GT3	1:30.393	15	1:32.217	17	0.014
3	4	GT3	Wauters/Kumpen	Mercedes SLS GT3	1:31.085	17	1:32.333	15	0.706
4	7	GT3	Verbergt/V.hooydonk	Aston Martin DBR9 GT3	1:31.128	11	1:32.642	11	0.749
5	32	GT3	Longin/Maassen	Audi R8 LMS	1:31.145	12	1:31.898	11	0.766
6	1	GT3	Verbist/Ide	Audi R8 LMS	1:31.316	11	1:31.998	8	0.937
7	3	GT3	Bouvy/Coens	Corvette Z06	1:31.687	16	1:31.931	9	1.308
8	8	GT3	Vanthoor/Wauters	Mercedes SLS GT3	1:33.938	14	1:32.871	13	2.492
9	9	GT3	Moser/Schmetz	Aston Martin DBRS9 GT3	1:33.022	10	1:33.607	11	2.643
10	2	GTb	Thiers/Thiers	Ferrari F430	1:33.627	5	1:36.145	12	3.248
11	15	GTb	De Laet/Lagrange	Lamborghini Gallardo	1:33.835	14	1:39.646	3	3.456
12	11	GTO	Lumbeek/Langeberg	Dodge Viper GTSR	1:34.546	8	1:36.695	14	4.167
13	99	GTO	Derdaele/Derdaele	Porsche GT3 Cup	1:35.099	15	1:35.544	15	4.720
14	30	GTO	Makelberge/Kern	Porsche 997 Cup	1:35.841	6	1:42.086	14	5.462
15	21	GTO	Mattheus/Redant	Porsche 997 Supercup	1:37.213	13	1:37.553	7	6.834
16	22	GTO	Sluys/Renmans	Porsche 997 Cup	1:38.080	16	1:40.916	10	7.701
17	50	GTO	Verhoeven/Verhoeven	BMW M3 GTR	1:39.123	16	1:40.118	16	8.744
18	65	GTO	Van Samang/Beckers	BMW 335i Coupe	1:39.489	14	1:42.620	13	9.110
19	71	GTO	Lammens/V.audenhove	Porsche 996 Cup	1:42.518	15	1:42.186	9	11.807
20	95	GTO	Weerot/Van Sprundel	Dodge Viper	1:43.877	12	1:43.100	13	12.721

Weather/Track: Sun 26C/Dry 39C

Zolder  
Circuit Length = 4.0000 km.  
Start: 15:00 End: 15:30

Race Director:	Steward:	Timekeeper:
----------------	----------	-------------

# Belcar GRID FOR RACE

ROW 10	95 Weerot/Van Sprundel	71 Lammens/V.audenhove
ROW 9	65 Van Samang/Beckers	50 Verhoeven/Verhoeven
ROW 8	22 Sluys/Renmans	21 Mattheus/Redant
ROW 7	30 Makelberge/Kern	99 Derdaele/Derdaele
ROW 6	11 Lumbeek/Langeberg	15 De Laet/Lagrange
ROW 5	2 Thiers/Thiers	9 Moser/Schmetz
ROW 4	8 Vanthoor/Wauters	3 Bouvy/Coens
ROW 3	1 Verbist/Ide	32 Longin/Maassen
ROW 2	7 Verbergt/V.hooydonk	4 Wauters/Kumpen
ROW 1	12 Kuismanen/Palttala	60 Goossens/Soulet
<b>POLE</b>		
		

Weather/Track: Sun 26C/Dry 39C

Zolder  
Circuit Length = 4.0000 km.

Race Director:

Steward:

Timekeeper:

**Belcar**  
**RACE CLASSIFICATION**

POS	NO	CLS	DRIVER / TEAM	NAT	CAR	TIME	LAPS	GAP	KPH	BEST
1	4	GT3	Wauters / Kumpen		Mercedes SLS GT3	2:05:32.866	79		151.02	1:32.778
2	60	GT3	Goossens / Soulet		Porsche 997 GT3R	2:05:40.048	79	7.182	150.87	1:32.381
3	32	GT3	Longin / Maassen		Audi R8 LMS	2:06:33.889	79	1:01.023	149.80	1:32.972
4	1	GT3	Verbist / Ide		Audi R8 LMS	2:06:50.330	79	1:17.464	149.48	1:33.174
5	7	GT3	Verbergt / V.hooydonk		Aston Martin DBR9 GT3	2:05:39.244	78	1 LAP	148.98	1:32.704
6	9	GT3	Moser / Schmetz		Aston Martin DBRS9 GT3	2:06:48.332	78	1 LAP	147.63	1:33.352
7	12	GT3	Kuismanen / Palttala		Ford GT3	2:06:48.599	77	2 LAPS	145.73	1:32.215
8	8	GT3	Vanthoor / Wauters		Mercedes SLS GT3	2:06:38.012	76	3 LAPS	144.04	1:34.169
9	99	GTO	Derdaele / Derdaele		Porsche GT3 Cup	2:07:14.676	76	3 LAPS	143.35	1:36.639
10	3	GT3	Bouvy / Coens		Corvette Z06	2:06:09.722	75	4 LAPS	142.67	1:33.931
11	11	GTO	Lumbeek / Langeberg		Dodge Viper GTSR	2:06:20.980	75	4 LAPS	142.46	1:35.734
12	30	GTO	Makelberge / Kern		Porsche 997 Cup	2:05:50.265	74	5 LAPS	141.13	1:37.510
13	21	GTO	Mattheus / Redant		Porsche 997 Supercup	2:06:12.645	74	5 LAPS	140.72	1:39.201
14	50	GTO	Verhoeven / Verhoeven		BMW M3 GTR	2:05:54.064	70	9 LAPS	133.44	1:38.277
15	71	GTO	Lammens / V.audenhove		Porsche 996 Cup	2:06:49.036	70	9 LAPS	132.47	1:43.858
16	22	GTO	Sluys / Renmans		Porsche 997 Cup	2:06:07.374	69	10 LAPS	131.30	1:38.965
17	95	GTO	Weerot / Van Sprundel		Dodge Viper	2:05:43.565	63	16 LAPS	120.26	1:43.963
<hr/>										
	2	GTb	Thiers / Thiers		Ferrari F430	1:57:09.261	68	D.N.F.	139.30	1:34.370
	15	GTb	De Laet / Lagrange		Lamborghini Gallardo	1:51:10.352	65	D.N.F.	140.32	1:36.708
<hr/>										

**FASTEST LAP**

12	GT3	Kuismanen / Palttala	Ford GT3	1:32.215	57	97.03mph	156.15kph
2	GTb	Thiers / Thiers	Ferrari F430	1:34.370	8	94.81mph	152.59kph
11	GTO	Lumbeek / Langeberg	Dodge Viper GTSR	1:35.734	17	93.46mph	150.41kph

Zolder

Circuit Length = 4.0000 km.

Start: 14:46 End: 16:52

Weather/Track: Sun 26C/Dry 38C

Race Director:	Steward:	Timekeeper:	Issued at:
----------------	----------	-------------	------------

## Belcar RACE CLASSIFICATION - GT3

POS	NO	CL	DRIVER(S)	CAR	TIME	LAPS	GAP	KPH	BEST
1	4	GT3	Wauters/Kumpen	Mercedes SLS GT3	2:05:32.866	79		151.02	1:32.778
2	60	GT3	Goossens/Soulet	Porsche 997 GT3R	2:05:40.048	79	7.182	150.87	1:32.381
3	32	GT3	Longin/Maassen	Audi R8 LMS	2:06:33.889	79	1:01.023	149.80	1:32.972
4	1	GT3	Verbist/Ide	Audi R8 LMS	2:06:50.330	79	1:17.464	149.48	1:33.174
5	7	GT3	Verbergt/V.hooydonk	Aston Martin DBR9 GT3	2:05:39.244	78	1 LAP	148.98	1:32.704
6	9	GT3	Moser/Schmetz	Aston Martin DBRS9 GT3	2:06:48.332	78	1 LAP	147.63	1:33.352
7	12	GT3	Kuismanen/Palttala	Ford GT3	2:06:48.599	77	2 LAPS	145.73	1:32.215
8	8	GT3	Vanthoor/Wauters	Mercedes SLS GT3	2:06:38.012	76	3 LAPS	144.04	1:34.169
9	3	GT3	Bouvy/Coens	Corvette Z06	2:06:09.722	75	4 LAPS	142.67	1:33.931
FASTEST LAP									
12	GT3	Kuismanen/Palttala	Ford GT3	1:32.215	57	156.15kph	97.03mph		

Weather/Track: Sun 26C/Dry 38C

Zolder  
Circuit Length = 4.0000 km.  
Start: 14:46 End: 16:52

Race Director:	Steward:	Timekeeper:
----------------	----------	-------------

# Belcar

## RACE CLASSIFICATION - GTO

POS	NO	CL	DRIVER(S)	CAR	TIME	LAPS	GAP	KPH	BEST
1	99	GTO	Derdaele/Derdaele	Porsche GT3 Cup	2:07:14.676	76		143.35	1:36.639
2	11	GTO	Lumbeek/Langeberg	Dodge Viper GTSR	2:06:20.980	75	1 LAP	142.46	1:35.734
3	30	GTO	Makelberge/Kern	Porsche 997 Cup	2:05:50.265	74	2 LAPS	141.13	1:37.510
4	21	GTO	Mattheus/Redant	Porsche 997 Supercup	2:06:12.645	74	2 LAPS	140.72	1:39.201
5	50	GTO	Verhoeven/Verhoeven	BMW M3 GTR	2:05:54.064	70	6 LAPS	133.44	1:38.277
6	71	GTO	Lammens/V.audenhove	Porsche 996 Cup	2:06:49.036	70	6 LAPS	132.47	1:43.858
7	22	GTO	Sluys/Renmans	Porsche 997 Cup	2:06:07.374	69	7 LAPS	131.30	1:38.965
8	95	GTO	Weerot/Van Sprundel	Dodge Viper	2:05:43.565	63	13 LAPS	120.26	1:43.963

				FASTEST LAP				
11	GTO	Lumbeek/Langeberg	Dodge Viper GTSR	1:35.734	17	150.41kph	93.46mph	

Weather/Track: Sun 26C/Dry 38C

Zolder  
Circuit Length = 4.0000 km.  
Start: 14:46 End: 16:52

Race Director:	Steward:	Timekeeper:
----------------	----------	-------------

**Belcar**  
**RACE CLASSIFICATION - GT3B**

POS	NO	CL	DRIVER(S)	CAR	TIME	LAPS	GAP	KPH	BEST
1	2	GTb	Thiers/Thiers	Ferrari F430	1:57:09.261	68		139.30	1:34.370
2	15	GTb	De Laet/Lagrange	Lamborghini Gallardo	1:51:10.352	65	3 LAPS	140.32	1:36.708
					FASTEST LAP				
2		GTb	Thiers/Thiers	Ferrari F430	1:34.370	8		152.59kph	94.81mph

Weather/Track: Sun 26C/Dry 38C

Zolder  
 Circuit Length = 4.0000 km.  
 Start: 14:46 End: 16:52

Race Director:	Steward:	Timekeeper:
----------------	----------	-------------



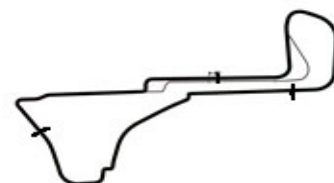
# Belcar

## Race 2 - Sector Analysis Report

Lap	S1 Time	S1 Spd	S2 Time	S2 Spd	S3 Time	S3 Spd	Lap Time	Pit	Lap	S1 Time	S1 Spd	S2 Time	S2 Spd	S3 Time	S3 Spd	Lap Time	Pit	
<b>2 MONZA</b>									<b>Ferrari F430</b>									<b>GTb</b>
1	36.830	187.3	36.630	197.8	30.300	200.0	1:43.760		36	32.005	192.3	37.052	197.4	30.162	204.7	1:39.219		
2	32.097	195.3	35.830	199.6	29.975	206.0	1:37.902		37	31.788	195.3	36.469	198.8	30.077	206.0	1:38.334		
3	31.250	193.4	35.253	203.3	29.614	207.2	1:36.117		38	31.776	194.2	36.103	203.7	30.309	204.7	1:38.188		
4	30.969	194.5	34.884	206.5	29.507	204.7	1:35.360		39	31.548	194.5	35.882	204.1	30.445	202.3	1:37.875		
5	31.005	195.3	34.741	206.8	29.088	207.2	1:34.834		40	31.300	195.7	35.412	204.5	29.811	207.2	1:36.523		
6	30.841	198.8	34.602	204.1	29.229	206.0	1:34.672		41	31.293	196.1	36.134	197.0	30.805	201.1	1:38.232		
7	30.623	197.2	34.724	205.7	29.504	206.0	1:34.851		42	32.928	179.0	36.224	202.2	30.201	203.5	1:39.353		
8	30.793	197.6	34.489	207.2	29.088	206.0	1:34.370		43	32.324	192.0	36.071	202.6	29.959	202.3	1:38.354		
9	31.162	189.4	35.010	205.7	29.360	207.2	1:35.532		44	32.003	192.3	35.910	197.0	30.619	201.1	1:38.532		
10	31.005	195.7	34.964	206.5	29.303	206.0	1:35.272		45	31.800	194.9	36.494	202.6	30.096	202.3	1:38.390		
11	30.896	198.4	34.852	205.3	29.057	207.2	1:34.805		46	31.597	193.1	35.219	203.7	29.718	203.5	1:36.534		
12	30.802	194.5	34.763	206.5	29.870	204.7	1:35.435		47	31.619	192.3	36.718	202.2	30.135	202.3	1:38.472		
13	30.764	196.1	34.628	206.1	29.385	204.7	1:34.777		48	31.968	185.9	37.881	201.1	30.507	202.3	1:40.356		
14	30.826	197.6	34.914	205.7	29.580	206.0	1:35.320		49	32.060	190.9	36.800	200.7	30.520	197.6	1:39.380		
15	30.968	193.8	34.638	207.6	29.108	206.0	1:34.714		50	32.710	190.9	36.793	195.6	37.618		1:47.121	Pit	
16	30.704	196.8	35.542	201.1	29.587	204.7	1:35.833		51	2:59.091	146.0	46.773	140.6	36.446	172.7	4:22.310		
17	30.858	195.3	34.720	204.9	29.277	207.2	1:34.855		52	37.099	170.5	41.414	154.7	32.649	200.0	1:51.162		
18	30.955	196.4	34.972	203.7	29.339	204.7	1:35.266		53	34.420	182.6	37.828	196.0	30.317	202.3	1:42.565		
19	31.024	196.1	35.201	204.9	30.746	195.4	1:36.971		54	33.244	188.0	38.083	197.8	30.261	200.0	1:41.588		
20	31.692	196.8	36.136	204.1	29.788	207.2	1:37.616		55	33.007	187.0	37.018	195.6	30.588	200.0	1:40.613		
21	31.226	196.8	36.757	189.4	38.181		1:46.164	Pit	56	32.468	189.4	36.796	196.7	30.214	200.0	1:39.478		
22	2:14.744	165.5	42.988	153.1	33.193	190.0	3:30.925		57	31.954	189.4	36.671	195.6	30.095	201.1	1:38.720		
23	34.263	182.9	38.480	183.9	31.445	202.3	1:44.188		58	32.587	191.2	36.367	195.6	30.496	201.1	1:39.450		
24	33.101	186.6	36.936	198.5	30.776	202.3	1:40.813		59	31.917	188.7	36.341	198.5	30.022	201.1	1:38.280		
25	33.067	192.0	37.753	192.1	30.330	204.7	1:41.150		60	32.510	185.9	36.856	197.0	30.037	201.1	1:39.403		
26	33.184	192.7	37.013	199.6	30.327	204.7	1:40.524		61	31.933	188.7	36.028	200.3	30.030	201.1	1:37.991		
27	31.960	193.1	36.248	197.8	30.585	204.7	1:38.793		62	32.184	189.1	36.626	196.7	30.133	198.8	1:38.943		
28	32.030	193.8	35.875	202.6	30.255	204.7	1:38.160		63	32.004	189.4	36.017	196.7	30.183	196.5	1:38.204		
29	32.283	192.3	36.661	198.5	32.407	203.5	1:41.351		64	31.790	188.4	36.172	197.4	30.283	191.0	1:38.245		
30	31.815	194.5	36.059	202.2	30.020	207.2	1:37.894		65	33.086	180.3	37.615	188.8	31.438	191.0	1:42.139		
31	31.850	190.9	37.271	198.5	30.415	207.2	1:39.536		66	34.124	175.3	39.601	182.7	33.220	182.8	1:46.945		
32	31.713	194.9	36.084	200.7	29.952	204.7	1:37.749		67	34.640	171.4			1:13.960		1:48.600		
33	33.161	193.1	36.086	197.8	29.930	204.7	1:39.177		68							2:04.291	Pit	
34	31.390	193.8	38.919	182.1	31.204	206.0	1:41.513											
35	32.220	191.2	36.187	185.8	30.865	204.7	1:39.272											



Weather/Track: Sun 26C/Dry 39C

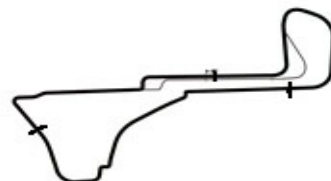


Circuit Length - 4.00 kilometres  
Zolder

# Belcar

## Race 2 - Sector Analysis Report

Lap	S1 Time	S1 Spd	S2 Time	S2 Spd	S3 Time	S3 Spd	Lap Time	Pit	Lap	S1 Time	S1 Spd	S2 Time	S2 Spd	S3 Time	S3 Spd	Lap Time	Pit									
<b>3 DELAHAYE</b>									<b>Corvette Z06</b>									<b>GT3</b>								
1	36.280	192.0	36.152	201.4	29.858	198.8	1:42.290		39	1:44.107	190.9	35.952	201.4	29.525	198.8	2:49.584										
2	30.759	196.1	35.467	204.1	29.456	198.8	1:35.682		40	30.945	195.3	35.502	203.0	29.639	200.0	1:36.086										
3	30.607	196.1	35.186	203.0	29.391	200.0	1:35.184		41	30.538	194.2	35.169	202.2	29.106	201.1	1:34.813										
4	30.434	195.7	34.856	203.3	29.409	200.0	1:34.699		42	30.413	194.9	35.093	202.2	29.525	201.1	1:35.031										
5	30.772	196.1	34.978	203.0	29.398	202.3	1:35.148		43	30.554	194.9	35.894	202.6	30.593	200.0	1:37.041										
6	30.282	195.7	34.868	204.1	29.320	201.1	1:34.470		44	30.740	194.5	35.055	203.3	29.987	201.1	1:35.782										
7	31.158	194.5	34.474	204.1	29.302	201.1	1:34.934		45	30.650	193.8	35.030	204.5	29.857	198.8	1:35.537										
8	30.364	194.2	34.680	203.7	29.416	202.3	1:34.460		46	30.452	193.8	34.858	203.7	29.648	198.8	1:34.958										
9	32.773	168.2	35.323	203.3	29.463	202.3	1:37.559		47	30.958	196.4	35.022	203.3	29.372	200.0	1:35.352										
10	30.312	195.7	34.507	204.9	29.984	198.8	1:34.803		48	30.476	195.3	34.966	203.7	29.376	201.1	1:34.818										
11	30.378	196.8	34.405	204.9	29.261	202.3	1:34.044		49	30.752	194.5	39.034	189.8	30.670	198.8	1:40.456										
12	30.166	196.4	34.423	204.9	29.342	202.3	1:33.931		50	31.158	192.3	37.176	200.0	39.017		1:47.351	Pit									
13	30.121	197.2	34.435	206.1	29.414	202.3	1:33.970		51	2:02.652	188.4	35.199	201.8	30.859	198.8	3:08.710										
14	30.285	195.3	34.429	203.7	29.475	201.1	1:34.189		52	30.535	192.3	34.732	202.2	29.868	200.0	1:35.135										
15	30.446	193.1	34.648	205.3	29.212	203.5	1:34.306		53	30.559	193.8	34.689	201.1	30.058	200.0	1:35.306										
16	30.321	196.4	34.471	203.7	29.397	202.3	1:34.189		54	30.871	191.6	35.756	197.0	30.021	198.8	1:36.648										
17	30.374	196.1	34.464	203.7	29.907	201.1	1:34.745		55	30.629	192.7	35.221	200.0	30.773	197.6	1:36.623										
18	30.752	193.1	35.597	193.5	29.587	202.3	1:35.936		56	30.742	193.8	34.940	201.1	29.590	200.0	1:35.272										
19	30.493	194.9	34.725	204.1	29.473	201.1	1:34.691		57	31.337	191.6	35.514	200.7	29.548	198.8	1:36.399										
20	30.354	195.3	34.738	204.9	29.882	201.1	1:34.974		58	30.484	194.2	34.809	202.6	29.601	200.0	1:34.894										
21	30.566	194.5	34.657	204.1	29.539	201.1	1:34.762		59	30.586	194.5	34.617	202.6	29.599	200.0	1:34.802										
22	30.821	195.3	34.768	203.3	29.861	201.1	1:35.450		60	30.496	193.8	35.130	188.4	31.363	188.9	1:36.989										
23	30.541	194.9	34.869	203.7	29.497	203.5	1:34.907		61	32.582	190.9	37.095	198.5	30.781	196.5	1:40.458										
24	30.522	195.3	35.225	203.7	29.677	201.1	1:35.424		62	31.335	192.0	36.636	182.4	31.499	182.8	1:39.470										
25	31.199	196.1	35.285	203.3	29.745	201.1	1:36.229		63	31.884	186.3	36.884	194.9	40.046		1:48.814	Pit									
26	30.578	195.7	34.862	203.0	29.533	201.1	1:34.973		64	1:53.923	191.6	35.119	200.3	29.588	198.8	2:58.630										
27	30.651	193.8	34.658	203.0	29.650	201.1	1:34.959		65	30.870	192.0	35.471	198.8	29.621	200.0	1:35.962										
28	30.666	194.2	34.898	203.0	29.545	201.1	1:35.109		66	31.047	192.0	35.225	198.5	29.903	200.0	1:36.175										
29	30.513	195.7	34.884	202.6	29.674	201.1	1:35.071		67	30.784	190.1	37.408	200.0	29.718	201.1	1:37.910										
30	30.671	196.1	35.388	198.5	29.689	201.1	1:35.748		68	30.948	190.5	35.585	193.2	30.074	200.0	1:36.607										
31	30.633	194.5	35.044	202.6	30.628	201.1	1:36.305		69	30.638	193.8	35.207	200.3	29.559	200.0	1:35.404										
32	31.047	194.9	34.971	202.6	29.806	201.1	1:35.824		70	31.921	188.7	35.313	197.0	29.932	200.0	1:37.166										
33	30.711	193.8	35.090	202.6	29.561	202.3	1:35.362		71	30.928	191.2	35.461	195.6	29.878	200.0	1:36.267										
34	30.773	194.5	35.087	202.2	29.989	202.3	1:35.849		72	31.023	189.8	42.700	100.4	46.915		2:00.638	Pit									
35	30.713	193.8	35.189	201.4	29.935	201.1	1:35.837		73	1:43.340	188.4	35.652	198.1	29.962	200.0	2:48.954										
36	30.468	194.2	35.303	202.2	29.545	202.3	1:35.316		74	31.116	189.4	36.228	194.9	30.437	194.3	1:37.781										
37	31.470	193.4	35.541	200.3	29.772	201.1	1:36.783		75	31.965	181.9	36.797	189.8	31.428	151.3	1:40.190										
38	30.507	193.8	35.097	203.3	37.993		1:43.597	Pit																		



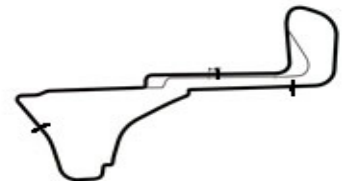
Weather/Track: Sun 26C/Dry 39C

Circuit Length - 4.00 kilometres  
Zolder

# Belcar

## Race 2 - Sector Analysis Report

Lap	S1 Time	S1 Spd	S2 Time	S2 Spd	S3 Time	S3 Spd	Lap Time	Pit	Lap	S1 Time	S1 Spd	S2 Time	S2 Spd	S3 Time	S3 Spd	Lap Time	Pit	
<b>4 KRK</b>									<b>Mercedes SLS GT3</b>									<b>GT3</b>
1	34.323	193.4	35.072	203.7	29.335	202.3	1:38.730		41	30.204	197.2	34.651	206.8	29.086	204.7	1:33.941		
2	30.236	193.8	34.607	205.3	29.096	202.3	1:33.939		42	29.853	196.8	34.459	203.7	29.380	204.7	1:33.692		
3	30.099	196.4	34.510	204.9	28.960	204.7	1:33.569		43	30.063	198.4	34.747	206.5	29.212	204.7	1:34.022		
4	29.984	196.4	34.408	206.1	28.919	203.5	1:33.311		44	29.922	196.8	34.701	205.3	29.577	204.7	1:34.200		
5	29.897	196.4	34.243	206.5	29.013	203.5	1:33.153		45	30.108	196.1	34.482	204.9	29.483	204.7	1:34.073		
6	29.895	196.8	34.273	206.8	28.888	204.7	1:33.056		46	30.112	196.8	34.888	202.2	28.929	204.7	1:33.929		
7	30.022	197.6	34.155	206.5	28.703	204.7	1:32.880		47	30.015	196.8	34.257	208.0	28.805	204.7	1:33.077		
8	29.844	197.6	34.320	207.6	28.814	203.5	1:32.978		48	30.083	198.8	34.338	207.2	29.051	204.7	1:33.472		
9	29.870	197.2	34.601	205.3	28.957	204.7	1:33.428		49	30.472	193.4	34.897	206.5	29.053	204.7	1:34.422		
10	29.855	196.1	34.185	205.7	28.767	204.7	1:32.807		50	29.921	198.0	35.034	206.5	29.034	204.7	1:33.989		
11	29.910	197.2	34.242	206.1	28.776	204.7	1:32.928		51	30.019	196.4	34.426	207.2	29.309	204.7	1:33.754		
12	30.237	193.8	34.376	206.1	28.806	204.7	1:33.419		52	30.213	198.4	34.623	206.8	28.879	206.0	1:33.715		
13	29.804	197.6	34.770	204.9	29.008	203.5	1:33.582		53	30.076	198.4	34.462	208.8	29.196	204.7	1:33.734		
14	29.902	198.4	34.084	207.2	28.933	204.7	1:32.919		54	30.055	197.2	34.422	209.3	29.262	204.7	1:33.739		
15	29.932	196.8	34.305	206.5	28.947	204.7	1:33.184		55	30.374	197.6	34.302	207.6	29.124	204.7	1:33.800		
16	29.865	197.6	34.486	207.6	28.764	204.7	1:33.115		56	30.045	196.1	34.674	206.5	29.321	204.7	1:34.040		
17	30.128	196.4	34.158	207.6	29.174	204.7	1:33.460		57	30.200	199.2	35.816	204.9	29.478	206.0	1:35.494		
18	29.992	196.8	34.341	205.7	28.777	203.5	1:33.110		58	30.522	197.2	34.933	204.9	29.272	204.7	1:34.727		
19	29.967	197.2	34.220	206.1	29.398	204.7	1:33.585		59	30.542	197.6	35.262	206.8	38.278		1:44.082	Pit	
20	29.884	197.2	34.169	208.0	28.762	204.7	1:32.815		60	1:14.287	192.7	35.158	204.1	29.542	204.7	2:18.987		
21	29.870	196.8	34.471	203.3	28.854	204.7	1:33.195		61	30.354	196.1	34.674	206.1	29.051	204.7	1:34.079		
22	29.925	198.0	34.013	208.4	28.840	204.7	1:32.778		62	30.222	196.4	35.237	205.3	28.893	206.0	1:34.352		
23	29.806	197.6	34.127	206.8	28.862	204.7	1:32.795		63	30.311	196.8	34.535	205.7	29.143	204.7	1:33.989		
24	29.725	197.2	34.235	208.0	28.848	204.7	1:32.808		64	30.354	194.9	34.830	206.1	28.936	203.5	1:34.120		
25	30.124	195.7	34.388	207.2	28.802	206.0	1:33.314		65	30.213	197.2	34.383	205.7	29.039	204.7	1:33.635		
26	30.239	196.4	34.374	208.0	28.921	204.7	1:33.534		66	30.165	197.2	35.025	201.1	28.968	206.0	1:34.158		
27	29.865	196.8	34.630	205.7	29.578	184.8	1:34.073		67	30.139	197.2	34.657	206.5	28.836	204.7	1:33.632		
28	30.770	197.6	34.143	207.2	28.815	206.0	1:33.728		68	30.216	197.6	34.970	206.1	28.927	203.5	1:34.113		
29	30.181	197.2	34.305	206.5	29.016	206.0	1:33.502		69	30.128	197.6	34.511	206.5	28.951	206.0	1:33.590		
30	30.236	197.6	34.754	204.5	29.192	206.0	1:34.182		70	30.455	196.4	34.754	208.0	28.846	204.7	1:34.055		
31	30.843	195.7	34.588	206.8	28.910	206.0	1:34.341		71	30.710	192.7	34.981	204.5	29.061	204.7	1:34.752		
32	30.399	196.8	34.422	206.8	29.492	202.3	1:34.313		72	30.489	196.1	35.133	205.3	28.993	204.7	1:34.615		
33	30.318	196.4	34.746	206.5	29.218	203.5	1:34.282		73	30.661	196.8	34.721	205.7	28.841	206.0	1:34.223		
34	30.336	196.8	34.741	208.0	39.673		1:44.750	Pit	74	30.210	197.6	34.587	205.7	28.950	204.7	1:33.747		
35	1:21.503	193.4	34.924	205.3	29.149	204.7	2:25.576		75	30.279	198.4	34.840	204.1	29.107	204.7	1:34.226		
36	30.321	196.8	35.216	206.1	28.938	206.0	1:34.475		76	30.281	198.0	34.854	208.0	28.786	204.7	1:33.921		
37	30.433	196.1	34.938	205.3	29.085	204.7	1:34.456		77	30.230	197.6	35.132	206.1	28.851	206.0	1:34.213		
38	30.020	196.1	34.606	206.1	29.171	204.7	1:33.797		78	30.715	192.3	35.079	206.1	28.944	207.2	1:34.738		
39	30.318	197.2	34.546	207.2	29.294	203.5	1:34.158		79	30.762	196.1	35.483	204.9	29.854	144.9	1:36.099		
40	29.973	198.0	34.562	204.9	29.160	203.5	1:33.695											



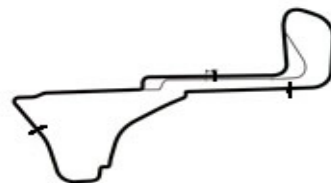
Weather/Track: Sun 26C/Dry 39C

Circuit Length - 4.00 kilometres  
Zolder

# Belcar

## Race 2 - Sector Analysis Report

Lap	S1 Time	S1 Spd	S2 Time	S2 Spd	S3 Time	S3 Spd	Lap Time	Pit	Lap	S1 Time	S1 Spd	S2 Time	S2 Spd	S3 Time	S3 Spd	Lap Time	Pit	
<b>7 BARWELL</b>									<b>Aston Martin DBR9 GT3</b>									<b>GT3</b>
1	34.827	196.8	35.786	204.9	29.414	206.0	1:40.027		41	30.360	198.0	34.778	206.8	29.249	204.7	1:34.387		
2	30.037	200.7	35.172	206.8	29.259	206.0	1:34.468		42	30.340	196.4	35.208	206.5	29.518	206.0	1:35.066		
3	29.869	199.2	34.616	208.4	29.199	206.0	1:33.684		43	30.904	196.1	35.428	203.7	30.267	204.7	1:36.599		
4	29.779	199.2	34.387	208.8	29.380	206.0	1:33.546		44	30.147	195.7	35.390	206.5	29.951	204.7	1:35.488		
5	29.812	198.4	34.505	208.8	29.249	206.0	1:33.566		45	30.077	194.9	35.015	205.7	30.032	206.0	1:35.124		
6	29.803	200.7	34.513	208.4	29.023	204.7	1:33.339		46	30.135	194.9	34.847	206.8	29.771	203.5	1:34.753		
7	29.747	200.3	34.302	208.4	29.135	206.0	1:33.184		47	29.934	196.4	34.715	206.8	29.308	206.0	1:33.957		
8	29.666	200.3	34.380	208.0	29.133	206.0	1:33.179		48	29.816	198.8	35.654	206.8	29.493	204.7	1:34.963		
9	29.595	200.7	36.693	205.7	29.299	207.2	1:35.587		49	30.100	199.6	34.866	206.1	29.255	206.0	1:34.221		
10	29.434	200.0	34.239	208.8	29.031	207.2	1:32.704		50	29.640	197.2	34.725	206.8	29.725	204.7	1:34.090		
11	29.521	200.7	34.365	208.8	29.020	206.0	1:32.906		51	29.882	199.6	34.845	206.5	29.541	206.0	1:34.268		
12	29.533	200.0	34.360	208.4	29.210	206.0	1:33.103		52	30.143	198.0	36.161	200.0	29.617	204.7	1:35.921		
13	29.501	200.3	34.405	209.3	29.077	207.2	1:32.983		53	30.308	194.2	34.944	206.8	29.479	204.7	1:34.731		
14	29.592	201.6	34.973	209.3	29.127	206.0	1:33.692		54	30.301	198.8	35.005	205.7	29.340	207.2	1:34.646		
15	29.642	200.3	34.841	204.9	29.332	206.0	1:33.815		55	29.968	198.4	34.998	206.5	29.725	204.7	1:34.691		
16	29.681	199.6	34.442	208.4	29.073	207.2	1:33.196		56	30.095	196.8	35.918	202.6	30.105	206.0	1:36.118		
17	29.562	199.2	34.406	208.0	29.258	204.7	1:33.226		57	29.900	198.0	34.725	208.0	29.390	204.7	1:34.015		
18	29.957	200.7	34.731	208.8	28.956	206.0	1:33.644		58	29.858	198.8	35.021	207.2	29.281	204.7	1:34.160		
19	29.704	200.0	34.600	208.8	29.020	207.2	1:33.324		59	30.101	198.0	35.152	204.9	29.668	203.5	1:34.921		
20	29.722	198.8	34.498	208.4	29.098	207.2	1:33.318		60	30.229	198.0	35.628	204.1	29.915	204.7	1:35.772		
21	29.588	200.7	34.812	208.8	30.259	207.2	1:34.659		61	30.109	198.0	35.271	201.4	38.996		1:44.376	Pit	
22	29.819	200.0	34.709	204.9	29.353	207.2	1:33.881		62	1:33.563	198.4	35.579	203.7	29.479	206.0	2:38.621		
23	29.727	198.4	34.797	208.0	29.387	206.0	1:33.911		63	30.444	194.2	35.038	204.9	29.652	204.7	1:35.134		
24	29.820	198.8	34.720	208.0	29.675	207.2	1:34.215		64	30.041	198.4	34.433	208.4	29.300	206.0	1:33.774		
25	29.921	199.6	34.884	208.0	29.315	206.0	1:34.120		65	29.797	198.4	34.412	208.0	29.706	204.7	1:33.915		
26	30.217	199.6	34.793	207.2	29.357	207.2	1:34.367		66	31.300	178.7	34.994	207.2	29.434	204.7	1:35.728		
27	30.652	198.8	35.235	209.3	29.667	203.5	1:35.554		67	29.658	199.2	34.590	208.4	29.252	206.0	1:33.500		
28	29.928	199.6	34.744	207.6	29.536	207.2	1:34.208		68	30.012	196.8	34.678	206.8	29.864	204.7	1:34.554		
29	29.796	199.6	34.888	206.1	29.357	207.2	1:34.041		69	30.103	197.6	35.396	208.0	29.223	204.7	1:34.722		
30	30.595	197.6	35.308	208.0	29.715	207.2	1:35.618		70	29.751	200.3	35.676	202.2	29.271	204.7	1:34.698		
31	30.006	199.2	36.253	201.1	29.900	206.0	1:36.159		71	29.573	198.4	34.533	207.6	29.536	206.0	1:33.642		
32	30.115	198.8	35.138	209.3	29.635	206.0	1:34.888		72	29.668	200.3	35.071	208.8	29.124	206.0	1:33.863		
33	30.169	199.2	35.221	208.4	40.252		1:45.642	Pit	73	29.661	200.0	34.631	207.6	29.123	206.0	1:33.415		
34	1:57.761	189.1	36.307	201.4	31.472	203.5	3:05.540		74	29.489	199.6	34.484	208.0	29.205	207.2	1:33.178		
35	30.606	196.1	35.564	203.0	29.622	203.5	1:35.792		75	30.086	195.3	34.818	208.0	29.256	206.0	1:34.160		
36	30.531	197.2	34.839	206.1	29.241	206.0	1:34.611		76	29.588	199.2	34.536	209.7	29.656	206.0	1:33.780		
37	29.900	198.4	34.944	206.8	29.688	204.7	1:34.532		77	29.538	199.2	35.456	203.0	29.554	208.5	1:34.548		
38	29.847	198.4	34.886	206.1	29.350	204.7	1:34.083		78	29.620	198.0	34.563	207.6	29.349	206.0	1:33.532		
39	29.813	199.2	34.701	205.3	30.339	203.5	1:34.853											
40	30.159	198.8	35.067	206.8	29.822	204.7	1:35.048											



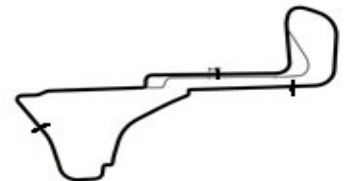
Weather/Track: Sun 26C/Dry 39C

Circuit Length - 4.00 kilometres  
Zolder

# Belcar

## Race 2 - Sector Analysis Report

Lap	S1 Time	S1 Spd	S2 Time	S2 Spd	S3 Time	S3 Spd	Lap Time	Pit	Lap	S1 Time	S1 Spd	S2 Time	S2 Spd	S3 Time	S3 Spd	Lap Time	Pit	
<b>8 KRK</b>									<b>Mercedes SLS GT3</b>									<b>GT3</b>
1	35.972	192.3	36.229	201.4	29.919	198.8	1:42.120		40	30.267	197.2	34.932	204.9	29.791	203.5	1:34.990		
2	30.694	196.1	35.478	204.1	29.533	201.1	1:35.705		41	30.231	196.4	35.439	201.8	38.681		1:44.351	Pit	
3	30.472	193.1	35.241	203.3	29.256	201.1	1:34.969		42	1:26.157	192.3	36.963	198.1	39.043		2:42.163	Pit	
4	30.376	195.3	35.000	203.7	29.516	201.1	1:34.892		43	1:43.549	97.8	57.054	104.8	50.406		3:31.009	Pit	
5	30.576	194.5	35.070	204.1	29.320	202.3	1:34.966		44	2:29.560	186.3	36.683	197.4	30.451	198.8	3:36.694		
6	30.262	195.3	34.911	204.9	29.129	202.3	1:34.302		45	31.246	191.6	35.629	199.6	29.684	201.1	1:36.559		
7	30.206	195.3	34.893	205.3	29.205	202.3	1:34.304		46	30.951	194.5	35.598	200.3	29.801	201.1	1:36.350		
8	30.234	195.3	34.959	204.1	29.388	201.1	1:34.581		47	31.281	190.9	36.208	200.7	30.025	201.1	1:37.514		
9	37.803	142.1	37.075	202.2	29.670	202.3	1:44.548		48	31.222	191.2	37.261	197.8	30.555	198.8	1:39.038		
10	30.292	195.7	35.709	203.3	29.372	203.5	1:35.373		49	31.479	191.6	36.876	199.6	30.011	200.0	1:38.366		
11	30.400	195.7	35.437	203.3	29.320	202.3	1:35.157		50	31.139	192.7	35.832	200.3	30.297	196.5	1:37.268		
12	30.361	194.2	35.067	202.6	29.358	201.1	1:34.786		51	32.077	191.6	35.695	199.6	29.886	201.1	1:37.658		
13	30.277	195.7	35.153	204.5	29.370	201.1	1:34.800		52	31.410	191.6	36.262	199.2	30.002	200.0	1:37.674		
14	30.501	194.5	34.860	204.5	29.148	202.3	1:34.509		53	31.015	194.2	36.019	198.5	31.294	200.0	1:38.328		
15	30.227	194.9	35.176	203.3	29.249	201.1	1:34.652		54	31.208	193.1	35.637	202.2	30.248	197.6	1:37.093		
16	30.327	196.8	34.788	204.5	29.476	203.5	1:34.591		55	31.141	193.8	35.488	202.6	29.735	198.8	1:36.364		
17	30.580	194.5	35.162	204.9	29.921	194.3	1:35.663		56	30.940	194.9	35.305	201.4	29.613	200.0	1:35.858		
18	30.336	196.1	35.273	203.3	29.224	202.3	1:34.833		57	30.716	193.8	35.167	203.3	29.609	201.1	1:35.492		
19	30.526	196.4	35.387	203.7	29.868	198.8	1:35.781		58	30.605	194.5	34.849	203.0	29.602	200.0	1:35.056		
20	30.487	195.3	35.741	201.8	29.812	202.3	1:36.040		59	30.673	193.8	35.936	197.0	29.894	200.0	1:36.503		
21	30.268	194.5	34.898	204.5	29.162	198.8	1:34.328		60	30.693	193.4	35.024	201.8	29.575	202.3	1:35.292		
22	30.335	196.1	34.876	204.1	29.210	202.3	1:34.421		61	30.403	192.7	35.220	201.8	29.660	200.0	1:35.283		
23	30.200	196.1	34.692	204.5	29.277	202.3	1:34.169		62	30.497	193.1	35.092	203.0	29.705	200.0	1:35.294		
24	30.155	196.1	35.590	203.7	29.257	202.3	1:35.002		63	30.716	195.3	35.329	201.8	30.065	201.1	1:36.110		
25	30.042	195.3	35.163	204.5	29.265	202.3	1:34.470		64	31.340	194.2	35.141	201.8	29.975	200.0	1:36.456		
26	30.375	196.1	35.447	200.0	29.495	202.3	1:35.317		65	30.881	193.4	35.230	203.3	29.620	201.1	1:35.731		
27	31.200	194.9	35.551	203.7	29.020	202.3	1:35.771		66	30.830	193.1	35.249	202.2	29.912	202.3	1:35.991		
28	30.091	195.7	35.104	204.5	29.085	203.5	1:34.280		67	30.674	190.1	34.958	203.3	29.550	201.1	1:35.182		
29	30.271	196.8	34.874	203.0	30.333	203.5	1:35.478		68	30.758	194.5	35.101	203.0	30.362	201.1	1:36.221		
30	30.322	195.3	35.308	204.1	29.119	202.3	1:34.749		69	30.565	193.8	35.158	202.6	29.728	202.3	1:35.451		
31	30.297	196.1	35.239	203.7	30.718	198.8	1:36.254		70	31.961	193.8	35.445	203.0	29.709	202.3	1:37.115		
32	31.492	193.4	35.323	203.0	29.362	203.5	1:36.177		71	30.590	194.9	35.229	202.6	29.949	201.1	1:35.768		
33	30.466	196.4	34.963	204.1	30.698	201.1	1:36.127		72	30.455	195.3	35.878	199.6	29.662	201.1	1:35.995		
34	30.405	197.2	35.019	204.9	30.241	201.1	1:35.665		73	30.522	193.8	35.121	202.2	29.506	201.1	1:35.149		
35	30.581	196.4	35.237	202.6	29.746	188.9	1:35.564		74	30.532	193.4	35.064	202.2	29.727	202.3	1:35.323		
36	30.806	193.8	35.277	204.5	29.288	202.3	1:35.371		75	30.856	195.3	35.525	202.2	29.963	202.3	1:36.344		
37	30.477	196.8	34.840	204.9	29.327	203.5	1:34.644		76	30.934	193.8	35.915	200.3	29.813	201.1	1:36.662		
38	30.188	196.4	35.700	204.5	29.312	203.5	1:35.200											
39	30.397	194.9	35.050	203.3	29.311	201.1	1:34.758											



Weather/Track: Sun 26C/Dry 39C

Circuit Length - 4.00 kilometres  
Zolder

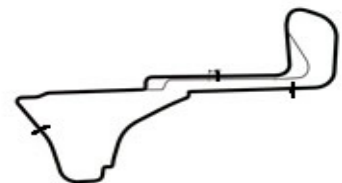
# Belcar

## Race 2 - Sector Analysis Report

Lap	S1 Time	S1 Spd	S2 Time	S2 Spd	S3 Time	S3 Spd	Lap Time	Pit	Lap	S1 Time	S1 Spd	S2 Time	S2 Spd	S3 Time	S3 Spd	Lap Time	Pit	
<b>9 GPR ASTON</b>									<b>Aston Martin DBRS9 GT3</b>									<b>GT3</b>
1	37.585	193.1	36.205	200.3	30.141	201.1	1:43.931		41	30.693	187.7	34.866	208.0	29.338	208.5	1:34.897		
2	31.024	197.2	35.419	202.2	29.400	206.0	1:35.843		42	29.986	201.6	34.779	207.2	29.155	208.5	1:33.920		
3	30.060	197.6	34.802	205.3	29.366	208.5	1:34.228		43	29.885	200.0	34.747	208.0	29.210	208.5	1:33.842		
4	30.234	193.4	34.733	206.5	29.196	204.7	1:34.163		44	29.995	200.3	35.746	204.5	29.589	208.5	1:35.330		
5	30.808	196.4	34.924	204.9	29.332	208.5	1:35.064		45	29.990	200.3	34.670	208.8	29.306	207.2	1:33.966		
6	30.423	196.1	34.723	206.8	29.287	208.5	1:34.433		46	29.999	201.1	34.681	208.8	29.080	208.5	1:33.760		
7	30.353	199.6	34.681	208.4	29.401	207.2	1:34.435		47	29.800	202.8	34.515	207.6	29.097	198.8	1:33.412		
8	30.112	199.2	34.550	206.8	29.244	207.2	1:33.906		48	29.892	202.0	34.663	208.4	29.434	198.8	1:33.989		
9	32.927	173.4	35.131	206.5	29.084	207.2	1:37.142		49	31.082	200.0	36.639	201.1	29.367	208.5	1:37.088		
10	29.814	198.0	34.531	208.0	29.445	207.2	1:33.790		50	30.001	200.3	34.651	208.0	29.241	208.5	1:33.893		
11	30.367	197.6	34.406	206.1	29.240	207.2	1:34.013		51	30.113	201.6	34.699	207.6	29.314	207.2	1:34.126		
12	29.738	199.6	34.564	204.1	29.050	207.2	1:33.352		52	30.526	200.3	34.959	208.4	29.236	209.8	1:34.721		
13	29.904	198.0	34.609	207.6	29.221	208.5	1:33.734		53	30.035	201.6	37.870	201.4	29.313	194.3	1:37.218		
14	29.817	199.2	34.436	207.2	29.308	207.2	1:33.561		54	30.401	197.2	34.941	207.6	29.167	209.8	1:34.509		
15	29.981	198.0	34.686	207.2	29.091	207.2	1:33.758		55	30.012	198.8	35.240	208.4	29.464	208.5	1:34.716		
16	30.163	198.4	34.699	206.1	29.593	207.2	1:34.455		56	29.927	201.1	34.771	208.4	29.813	208.5	1:34.511		
17	30.143	196.8	34.763	207.6	29.357	208.5	1:34.263		57	29.977	202.4	35.146	208.4	29.258	208.5	1:34.381		
18	30.814	197.2	34.739	207.6	29.228	208.5	1:34.781		58	30.501	196.4	34.871	208.4	29.224	208.5	1:34.596		
19	30.036	198.4	34.791	206.1	29.516	207.2	1:34.343		59	29.954	202.8	35.128	208.8	29.391	209.8	1:34.473		
20	30.695	194.9	34.707	208.0	29.295	208.5	1:34.697		60	30.116	202.0	35.717	207.6	29.342	201.1	1:35.175		
21	30.466	196.8	34.944	206.1	29.336	208.5	1:34.746		61	30.243	202.4	34.980	208.4	29.651	207.2	1:34.874		
22	30.257	198.4	34.792	200.3	29.438	207.2	1:34.487		62	30.355	201.6	35.086	206.5	30.165	209.8	1:35.606		
23	30.833	197.2	35.211	207.6	29.254	207.2	1:35.298		63	30.163	200.7	35.464	207.2	30.070	208.5	1:35.697		
24	30.358	197.2	35.262	203.7	29.254	206.0	1:34.874		64	30.318	200.0	35.318	207.2	40.493		1:46.129	Pit	
25	30.334	197.6	34.839	206.5	29.332	207.2	1:34.505		65	1:33.811	194.2	35.625	203.7	30.087	207.2	2:39.523		
26	30.271	198.0	34.962	206.5	29.537	208.5	1:34.770		66	30.521	195.7	35.184	204.1	29.910	207.2	1:35.615		
27	30.950	196.4	35.127	207.2	29.621	207.2	1:35.698		67	30.994	194.9	35.191	206.1	29.452	208.5	1:35.637		
28	30.524	195.7	35.184	207.2	29.583	207.2	1:35.291		68	30.919	196.8	35.478	206.8	29.783	207.2	1:36.180		
29	30.539	197.2	36.042	198.8	29.841	207.2	1:36.422		69	30.644	193.8	35.373	201.8	29.987	208.5	1:36.004		
30	30.741	197.2	35.193	201.1	38.569		1:44.503	Pit	70	30.748	195.7	35.180	206.8	29.600	209.8	1:35.528		
31	2:10.567	193.1	36.610	205.3	29.966	207.2	3:17.143		71	31.007	192.7	35.504	205.3	29.589	208.5	1:36.100		
32	30.264	198.8	35.057	208.4	29.423	194.3	1:34.744		72	30.705	194.5	35.317	207.2	30.077	207.2	1:36.099		
33	30.332	201.1	34.674	208.4	29.415	208.5	1:34.421		73	30.464	195.3	35.150	206.1	29.481	208.5	1:35.095		
34	29.957	200.7	35.377	207.2	29.304	208.5	1:34.638		74	30.736	193.8	35.549	202.6	29.855	207.2	1:36.140		
35	29.944	199.2	35.443	205.7	29.329	208.5	1:34.716		75	30.514	196.8	35.254	207.6	29.599	207.2	1:35.367		
36	30.018	200.7	35.270	190.1	29.847	208.5	1:35.135		76	30.690	193.8	37.985	149.3	31.819	193.2	1:40.494		
37	30.710	192.0	35.225	207.6	29.507	207.2	1:35.442		77	31.906	191.2	37.392	199.6	30.089	206.0	1:39.387		
38	30.686	196.1	36.179	208.0	29.236	208.5	1:36.101		78	31.232	193.8	35.613	206.5	30.116	203.5	1:36.961		
39	30.109	198.8	34.795	208.8	29.639	207.2	1:34.543											
40	30.026	201.1	34.687	207.2	29.291	208.5	1:34.004											



Weather/Track: Sun 26C/Dry 39C

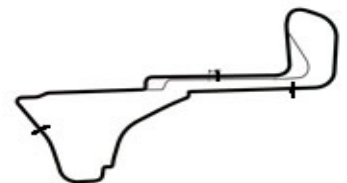


Circuit Length - 4.00 kilometres  
Zolder

# Belcar

## Race 2 - Sector Analysis Report

Lap	S1 Time	S1 Spd	S2 Time	S2 Spd	S3 Time	S3 Spd	Lap Time	Pit	Lap	S1 Time	S1 Spd	S2 Time	S2 Spd	S3 Time	S3 Spd	Lap Time	Pit	
<b>11 DVB RACING</b>									<b>Dodge Viper GTSR</b>									<b>GTO</b>
1	38.570	184.6	38.129	196.0	30.362	211.1	1:47.061		39	31.056	194.9	36.818	209.7	29.786	213.7	1:37.660		
2	31.823	196.1	36.709	202.6	30.171	211.1	1:38.703		40	30.847	193.8	35.583	207.2	29.954	213.7	1:36.384		
3	32.267	196.1	36.539	203.0	30.623	208.5	1:39.429		41	31.296	193.8	35.823	209.3	29.484	213.7	1:36.603		
4	31.876	195.3	36.139	202.6	30.004	212.4	1:38.019		42	30.864	194.5	37.029	198.1	30.132	212.4	1:38.025		
5	31.415	196.8	36.090	204.1	29.857	212.4	1:37.362		43	31.085	193.8	37.404	202.2	30.155	213.7	1:38.644		
6	31.244	196.4	35.853	205.7	29.537	212.4	1:36.634		44	31.189	196.1	35.722	210.1	29.605	213.7	1:36.516		
7	31.303	191.2	35.726	206.8	29.976	201.1	1:37.005		45	30.790	199.6	35.778	207.6	29.992	209.8	1:36.560		
8	31.132	199.6	35.413	206.5	29.557	212.4	1:36.102		46	31.424	193.1	36.246	207.2	29.503	213.7	1:37.173		
9	31.240	195.7	35.862	205.3	29.776	211.1	1:36.878		47	31.998	192.0	35.826	205.7	30.151	213.7	1:37.975		
10	31.195	199.2	35.571	206.5	29.666	212.4	1:36.432		48	31.411	191.6	37.086	208.4	30.039	211.1	1:38.536		
11	31.116	199.2	35.685	205.7	29.486	212.4	1:36.287		49	31.511	192.3	36.065	207.2	31.015	212.4	1:38.591		
12	31.035	198.0	35.384	207.2	29.527	212.4	1:35.946		50	31.769	190.9	36.456	208.4	29.980	212.4	1:38.205		
13	31.497	196.4	36.159	206.8	30.182	212.4	1:37.838		51	31.523	193.8	37.762	204.1	30.583	212.4	1:39.868		
14	31.448	197.6	35.327	206.5	29.556	213.7	1:36.331		52	31.259	193.1	36.270	204.1	30.415	213.7	1:37.944		
15	31.378	198.4	35.492	207.6	29.384	212.4	1:36.254		53	32.322	194.5	37.154	207.6	30.398	213.7	1:39.874		
16	31.143	198.0	35.464	206.5	29.565	213.7	1:36.172		54	31.657	193.1	38.410	204.1	30.210	213.7	1:40.277		
17	31.221	198.8	35.260	208.4	29.253	215.0	1:35.734		55	31.522	193.8	35.993	208.8	29.902	213.7	1:37.417		
18	31.276	199.2	35.267	209.3	29.694	211.1	1:36.237		56	31.712	191.2	36.933	206.1	30.683	213.7	1:39.328		
19	31.396	198.4	35.436	206.5	29.258	213.7	1:36.090		57	31.985	197.6	36.386	205.3	30.518	213.7	1:38.889		
20	31.130	196.8	55.848	108.4	58.029		2:25.007	Pit	58	32.256	195.3	38.650	200.7	41.471		1:52.377	Pit	
21	2:04.941	186.6	37.445	201.4	30.091	211.1	3:12.477		59	1:39.159	188.4	37.285	198.1	30.617	212.4	2:47.061		
22	31.300	198.8	37.820	203.7	29.605	211.1	1:38.725		60	32.963	167.7	37.995	199.6	30.429	212.4	1:41.387		
23	31.423	197.6	36.752	204.1	30.475	208.5	1:38.650		61	32.107	187.7	37.101	201.1	30.605	209.8	1:39.813		
24	31.495	196.8	36.093	204.9	30.055	211.1	1:37.643		62	31.985	191.2	36.765	202.2	30.889	213.7	1:39.639		
25	31.648	197.6	37.898	205.3	29.629	212.4	1:39.175		63	32.017	190.5	36.957	204.9	30.518	211.1	1:39.492		
26	31.323	196.8	35.985	207.2	29.797	187.9	1:37.105		64	31.910	190.1	36.478	207.2	30.300	211.1	1:38.688		
27	31.673	195.3	35.888	207.2	29.553	212.4	1:37.114		65	31.821	190.9	36.848	206.5	30.700	212.4	1:39.369		
28	30.796	195.3	35.794	210.5	29.419	212.4	1:36.009		66	32.150	194.5	36.935	204.5	30.530	212.4	1:39.615		
29	31.102	195.3	36.401	206.1	30.013	212.4	1:37.516		67	32.851	185.6	37.049	207.2	29.858	215.0	1:39.758		
30	31.289	195.7	36.075	207.6	30.036	213.7	1:37.400		68	32.088	189.8	36.911	196.7	30.454	215.0	1:39.453		
31	31.102	193.8	35.918	207.2	29.466	211.1	1:36.486		69	31.601	191.6	37.437	202.2	30.662	212.4	1:39.700		
32	30.790	197.2	35.520	210.1	29.616	211.1	1:35.926		70	32.277	190.9	36.377	206.5	30.132	212.4	1:38.786		
33	30.878	196.8	35.753	208.8	29.972	211.1	1:36.603		71	32.219	189.1	37.176	198.1	30.582	211.1	1:39.977		
34	30.976	194.2	36.417	208.4	29.456	213.7	1:36.849		72	32.370	187.3	37.027	202.2	30.365	212.4	1:39.762		
35	30.861	194.9	36.024	210.1	29.679	212.4	1:36.564		73	32.410	187.7	36.843	205.3	30.938	211.1	1:40.191		
36	30.583	196.8	35.677	209.7	29.749	212.4	1:36.009		74	32.691	187.0	37.492	205.3	30.672	212.4	1:40.855		
37	30.701	195.7	35.950	210.1	29.808	211.1	1:36.459		75	33.039	188.7	37.557	202.6	31.201	209.8	1:41.797		
38	30.692	196.1	35.989	210.1	29.879	211.1	1:36.560											



Weather/Track: Sun 26C/Dry 39C

Circuit Length - 4.00 kilometres  
Zolder



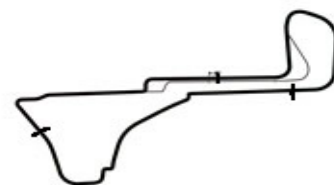
# Belcar

## Race 2 - Sector Analysis Report

Lap	S1 Time	S1 Spd	S2 Time	S2 Spd	S3 Time	S3 Spd	Lap Time	Pit	Lap	S1 Time	S1 Spd	S2 Time	S2 Spd	S3 Time	S3 Spd	Lap Time	Pit									
<b>15 DVB RACING</b>									<b>Lamborghini Gallardo</b>									<b>GTb</b>								
1	39.016	183.9	38.449		30.628	193.2	1:48.093		34	32.643	188.0	35.950		30.130	195.4	1:38.723										
2	31.874	191.6	36.742		30.159	191.0	1:38.775		35	32.119	189.4	36.095		30.592	193.2	1:38.806										
3	31.595	189.1	37.216		30.314	188.9	1:39.125		36	31.039	193.8	35.774		30.307	196.5	1:37.120										
4	31.831	189.4	36.266		30.275	192.1	1:38.372		37	31.739	190.1	36.314		30.267	193.2	1:38.320										
5	31.174	190.5	36.090		30.206	194.3	1:37.470		38	31.364	193.1	36.043		30.215	194.3	1:37.622										
6	<b>30.816</b>	195.7	36.228		30.066	195.4	1:37.110		39	31.177	190.9	37.445		42.253		1:50.875	Pit									
7	31.265	190.9	36.152		30.014	188.9	1:37.431		40	2:02.214	186.3	37.079		30.416	194.3	3:09.709										
8	30.936	195.3	36.308		30.466	180.9	1:37.710		41	31.435	187.7	37.456		30.712	187.9	1:39.603										
9	31.032	191.6	36.170		30.471	190.0	1:37.673		42	31.502	194.5	36.386		30.509	194.3	1:38.397										
10	31.058	194.2	36.449		30.241	190.0	1:37.748		43	32.562	188.0	36.075		30.450	186.8	1:39.087										
11	31.138	195.7	36.279		30.481	191.0	1:37.898		44	31.266	190.5	36.662		30.311	196.5	1:38.239										
12	31.235	192.0	36.535		30.384	188.9	1:38.154		45	31.704	189.8	35.885		30.267	197.6	1:37.856										
13	31.303	194.5	35.881		30.401	194.3	1:37.585		46	31.297	193.4	38.024		30.121	194.3	1:39.442										
14	31.271	193.1	37.180		30.839	188.9	1:39.290		47	31.122	192.7	36.326		30.018	198.8	1:37.466										
15	31.941	183.2	36.695		30.236	192.1	1:38.872		48	30.883	188.7	36.016		30.720	197.6	1:37.619										
16	31.420	192.0	35.908		30.525	190.0	1:37.853		49	30.943	198.4	35.754		<b>30.011</b>	<b>200.0</b>	<b>1:36.708</b>										
17	31.462	192.0	37.091		30.989	191.0	1:39.542		50	30.984	198.0	36.440		30.098	195.4	1:37.522										
18	31.618	190.5	36.845		41.536	196.5	1:49.999		51	31.056	193.1	36.274		30.027	197.6	1:37.357										
19	32.970	189.4	36.865		30.409	195.4	1:40.244		52	30.855	<b>198.8</b>	<b>35.686</b>		30.199	<b>201.1</b>	1:36.740										
20	31.800	190.1	36.446		30.619	190.0	1:38.865		53	31.020	195.3	36.260		30.124	196.5	1:37.404										
21	31.558	189.8	36.185		30.404	193.2	1:38.147		54	30.873	196.4	35.746		30.594	197.6	1:37.213										
22	31.735	192.3	36.994		30.349	192.1	1:39.078		55	31.185	194.9	36.219		30.103	194.3	1:37.507										
23	32.008	185.6	37.075		30.394	194.3	1:39.477		56	30.974	198.4	35.846		30.284	196.5	1:37.104										
24	32.865	189.8	37.247		31.703	193.2	1:41.815		57	31.392	194.5	36.256		30.505	195.4	1:38.153										
25	31.632	192.3	37.547		31.113	190.0	1:40.292		58	31.364	194.9	36.006		30.256	196.5	1:37.626										
26	31.949	190.9	36.892		30.684	191.0	1:39.525		59	31.401	191.6	36.040		30.990	192.1	1:38.431										
27	32.337	183.2	37.456		39.282		1:49.075	Pit	60	31.605	189.4	36.541		30.573	195.4	1:38.719										
28	1:44.437	186.3	38.181		30.948	191.0	2:53.566		61	31.611	188.4	36.989		31.248	190.0	1:39.848										
29	31.957	189.4	36.685		30.707	196.5	1:39.349		62	32.381	186.3	37.751		31.457	186.8	1:41.589										
30	32.522	186.3	36.297		31.161	188.9	1:39.980		63	33.471	179.0	37.785		38.595		1:49.851	Pit									
31	31.636	192.3	37.208		30.414	192.1	1:39.258		64	1:20.234	190.9	36.262		30.151	194.3	2:26.647										
32	31.623	190.9	36.437		30.242	187.9	1:38.302		65	31.364	194.5	35.941		30.214	195.4	1:37.519										
33	33.476	189.4	36.093		30.288	196.5	1:39.857																			



Weather/Track: Sun 26C/Dry 39C

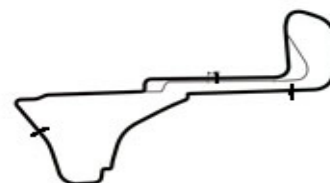


Circuit Length - 4.00 kilometres  
Zolder

# Belcar

## Race 2 - Sector Analysis Report

Lap	S1 Time	S1 Spd	S2 Time	S2 Spd	S3 Time	S3 Spd	Lap Time	Pit	Lap	S1 Time	S1 Spd	S2 Time	S2 Spd	S3 Time	S3 Spd	Lap Time	Pit	
<b>21 LEVEL RACING</b>									<b>Porsche 997 Supercup</b>									<b>GTO</b>
1	40.457	180.0	39.233	188.1	31.904	193.2	1:51.594		39	32.074	184.6	36.878	195.6	30.687	194.3	1:39.639		
2	32.907	183.2	38.064	193.5	31.475	193.2	1:42.446		40	32.823	187.0	36.995	195.6	30.817	194.3	1:40.635		
3	32.648	183.9	38.356	193.2	31.118	194.3	1:42.122		41	32.324	182.2	37.412	195.6	30.876	194.3	1:40.612		
4	33.011	182.6	37.777	193.8	31.027	194.3	1:41.815		42	32.563	184.2	37.555	196.3	30.739	193.2	1:40.857		
5	32.762	182.9	37.412	195.6	31.107	195.4	1:41.281		43	32.561	185.9	36.646	196.7	30.734	193.2	1:39.941		
6	32.022	187.3	37.145	196.7	30.728	195.4	1:39.895		44	32.222	186.6	36.834	194.5	30.774	193.2	1:39.830		
7	32.108	184.9	37.341	192.1	30.896	194.3	1:40.345		45	32.604	188.0	37.822	196.3	30.701	194.3	1:41.127		
8	32.007	185.6	37.178	196.3	30.766	195.4	1:39.951		46	32.314	185.6	37.125	178.5	31.468	193.2	1:40.907		
9	31.985	184.9	37.018	197.0	31.001	194.3	1:40.004		47	32.640	181.2	37.839	188.1	30.995	194.3	1:41.474		
10	31.717	188.0	36.934	196.0	31.059	194.3	1:39.710		48	32.635	184.9	37.342	195.2	31.033	194.3	1:41.010		
11	32.032	185.2	36.924	193.5	31.408	195.4	1:40.364		49	32.563	184.6	36.781	195.6	30.803	194.3	1:40.147		
12	31.672	188.7	37.206	196.7	31.092	195.4	1:39.970		50	32.379	185.6	39.591	184.9	31.193	194.3	1:43.163		
13	31.751	188.7	36.993	196.0	31.353	192.1	1:40.097		51	33.011	182.9	37.174	194.9	31.658	191.0	1:41.843		
14	31.899	188.4	36.969	197.4	30.541	195.4	1:39.409		52	33.013	184.9	37.369	193.5	31.439	195.4	1:41.821		
15	31.895	187.0	36.702	197.0	30.604	195.4	1:39.201		53	32.367	184.6	36.748	195.2	30.986	194.3	1:40.101		
16	31.558	187.3	37.149	197.4	30.632	195.4	1:39.339		54	32.526	186.6	38.323	196.0	31.537	193.2	1:42.386		
17	31.678	188.7	37.461	195.6	30.900	195.4	1:40.039		55	32.744	186.6	37.347	196.0	31.651	194.3	1:41.742		
18	31.930	189.4	36.926	196.3	30.690	192.1	1:39.546		56	32.802	183.9	37.100	194.9	30.908	195.4	1:40.810		
19	31.962	186.6	36.918	197.0	31.326	195.4	1:40.206		57	32.715	184.6	37.584	191.4	30.712	195.4	1:41.011		
20	31.718	187.3	37.957	192.8	31.111	195.4	1:40.786		58	32.357	186.3	36.718	194.9	30.689	196.5	1:39.764		
21	32.133	186.6	37.442	196.3	30.763	195.4	1:40.338		59	32.450	185.9	36.671	196.0	30.771	194.3	1:39.892		
22	32.343	181.2	37.902	194.9	31.141	194.3	1:41.386		60	32.338	185.2	36.754	195.2	30.569	196.5	1:39.661		
23	32.095	186.6	37.067	194.5	30.967	193.2	1:40.129		61	32.174	184.9	36.543	196.0	30.514	194.3	1:39.231		
24	32.170	187.3	38.072	195.2	30.925	195.4	1:41.167		62	32.268	185.6	36.719	196.0	30.748	195.4	1:39.735		
25	32.033	185.9	37.705	188.4	31.396	195.4	1:41.134		63	33.457	186.3	37.776	195.2	30.920	194.3	1:42.153		
26	32.039	188.0	36.864	196.0	30.818	195.4	1:39.721		64	32.310	185.6	36.924	195.6	30.662	195.4	1:39.896		
27	31.971	187.3	38.722	193.8	31.165	193.2	1:41.858		65	32.564	183.9	37.831	195.2	31.156	193.2	1:41.551		
28	32.128	181.9	38.064	191.8	32.442	195.4	1:42.634		66	32.991	182.2	38.380	187.8	31.058	194.3	1:42.429		
29	32.349	187.0	37.847	191.4	42.532		1:52.728	Pit	67	33.230	184.2	37.140	194.9	30.957	196.5	1:41.327		
30	1:57.695	177.1	38.178	189.8	31.047	191.0	3:06.920		68	32.830	183.9	37.150	193.8	31.208	194.3	1:41.188		
31	32.759	184.6	37.735	193.5	30.572	194.3	1:41.066		69	32.810	184.9	37.340	195.6	30.842	196.5	1:40.992		
32	32.425	185.9	37.117	193.5	31.111	193.2	1:40.653		70	33.038	184.6	37.331	194.2	30.884	196.5	1:41.253		
33	32.185	183.9	37.013	194.9	30.673	192.1	1:39.871		71	33.571	179.0	38.062	193.5	31.152	195.4	1:42.785		
34	32.051	185.6	39.868	183.0	31.538	193.2	1:43.457		72	33.140	182.9	37.731	193.8	31.058	195.4	1:41.929		
35	32.388	186.6	37.754	195.2	30.920	193.2	1:41.062		73	33.484	183.2	37.448	194.5	31.558	195.4	1:42.490		
36	31.976	187.0	37.298	196.0	30.770	193.2	1:40.044		74	33.352	181.6	39.276	192.8	32.022	158.3	1:44.650		
37	32.204	184.9	37.791	195.2	30.628	193.2	1:40.623											
38	32.032	187.0	36.945	193.2	30.775	195.4	1:39.752											



Weather/Track: Sun 26C/Dry 39C

Circuit Length - 4.00 kilometres  
Zolder







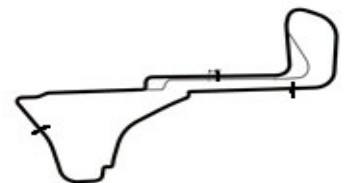
# Belcar

## Race 2 - Sector Analysis Report

Lap	S1 Time	S1 Spd	S2 Time	S2 Spd	S3 Time	S3 Spd	Lap Time	Pit	Lap	S1 Time	S1 Spd	S2 Time	S2 Spd	S3 Time	S3 Spd	Lap Time	Pit									
<b>50 HAMOFA</b>									<b>BMW M3 GTR</b>									<b>GTO</b>								
1	40.958	181.9	40.751		33.137	190.0	1:54.846		37	32.807	184.9	37.101		31.224	193.2	1:41.132										
2	33.074	181.6	38.383		30.893	191.0	1:42.350		38	32.501	182.6	37.282		32.171	192.1	1:41.954										
3	31.550	190.9	36.932		31.056	193.2	1:39.538		39	33.000	182.2	37.741		31.405	192.1	1:42.146										
4	32.664	185.6	37.817		31.368	194.3	1:41.849		40	32.704	184.2	38.706		31.524	195.4	1:42.934										
5	32.526	185.2	37.666		31.153	192.1	1:41.345		41	32.843	184.9	37.740		31.601	191.0	1:42.184										
6	32.606	176.2	37.539		30.849	194.3	1:40.994		42	32.430	186.3	36.925		31.264	191.0	1:40.619										
7	32.490	188.0	36.582		31.380	192.1	1:40.452		43	32.704	186.3	37.273		31.252	193.2	1:41.229										
8	31.545	191.6	36.307		30.765	194.3	1:38.617		44	33.013	185.9	37.626		31.318	195.4	1:41.957										
9	31.687	186.6	37.206		30.868	193.2	1:39.761		45	32.409	187.3	37.820		31.426	192.1	1:41.655										
10	31.671	190.9	38.128		31.151	192.1	1:40.950		46	32.672	185.9	38.785		31.704	194.3	1:43.161										
11	31.476	188.7	37.004		31.050	194.3	1:39.530		47	33.201	187.0	37.730		31.302	195.4	1:42.233										
12	31.633	188.0	36.855		31.362	193.2	1:39.850		48	32.927	185.6	39.236		31.615	192.1	1:43.778										
13	31.753	187.3	37.261		31.991	191.0	1:41.005		49	32.589	183.6	37.029		31.194	196.5	1:40.812										
14	31.414	190.5	36.564		31.539	190.0	1:39.517		50	32.544	184.6	37.507		31.360	194.3	1:41.411										
15	31.908	191.2	36.671		30.910	191.0	1:39.489		51	33.450	182.9	38.091		32.273	195.4	1:43.814										
16	31.533	190.1	36.446		31.569	194.3	1:39.548		52	32.584	185.9	37.296		31.728	192.1	1:41.608										
17	32.131	190.1	36.470		31.125	195.4	1:39.726		53	32.918	186.3	37.263		31.504	192.1	1:41.685										
18	31.728	188.4	36.759		31.250	193.2	1:39.737		54	38.280	121.7	56.125		50.904		2:25.309	Pit									
19	31.632	189.8	37.041		31.161	194.3	1:39.834		55	3:33.495	182.2	37.879		31.117	193.2	4:42.491										
20	31.593	191.6	36.718		31.363	193.2	1:39.674		56	32.160	186.3	36.910		30.627	196.5	1:39.697										
21	32.171	191.6	37.424		31.027	194.3	1:40.622		57	31.545	190.9	36.174		30.558	192.1	1:38.277										
22	31.824	189.4	38.112		30.989	193.2	1:40.925		58	32.049	187.7	36.738		30.262	194.3	1:39.049										
23	32.024	188.7	37.171		31.015	193.2	1:40.210		59	31.967	188.0	36.693		30.569	195.4	1:39.229										
24	32.097	187.3	37.970		31.085	196.5	1:41.152		60	31.952	189.4	36.955		30.871	193.2	1:39.778										
25	31.953	187.0	39.251		31.384	192.1	1:42.588		61	31.923	192.0	36.432		30.979	195.4	1:39.334										
26	32.006	182.9	36.721		30.933	192.1	1:39.660		62	31.911	190.1	36.529		40.014		1:48.454	Pit									
27	31.766	190.1	37.362		31.331	191.0	1:40.459		63	2:11.917	185.6	38.808		31.370	191.0	3:22.095										
28	32.630	177.7	37.421		31.099	193.2	1:41.150		64	34.011	184.9	37.366		31.396	195.4	1:42.773										
29	32.498	181.2	37.395		45.647	193.2	1:55.540		65	32.545	186.3	37.143		31.159	192.1	1:40.847										
30	31.856	186.6	36.912		31.335	190.0	1:40.103		66	32.387	187.7	36.642		31.033	191.0	1:40.062										
31	31.869	184.6	36.891		31.224	191.0	1:39.984		67	32.153	186.3	37.263		31.211	193.2	1:40.627										
32	31.877	188.4	37.209		31.416	193.2	1:40.502		68	32.331	186.3	37.248		32.156	192.1	1:41.735										
33	32.778	186.3	38.604		31.454	201.1	1:42.836		69	31.908	187.0	36.679		31.090	195.4	1:39.677										
34	32.612	186.6	38.798		41.931		1:53.341	Pit	70	32.207	188.4	36.768		32.119	174.4	1:41.094										
35	2:26.233	182.9	37.923		31.350	192.1	3:35.506																			
36	34.056	180.3	39.118		32.860	190.0	1:46.034																			



Weather/Track: Sun 26C/Dry 39C

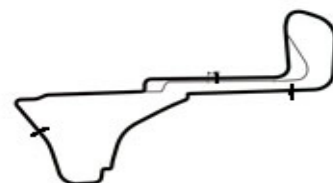


Circuit Length - 4.00 kilometres  
Zolder

# Belcar

## Race 2 - Sector Analysis Report

Lap	S1 Time	S1 Spd	S2 Time	S2 Spd	S3 Time	S3 Spd	Lap Time	Pit	Lap	S1 Time	S1 Spd	S2 Time	S2 Spd	S3 Time	S3 Spd	Lap Time	Pit	
<b>60 PROSPEED</b>									<b>Porsche 997 GT3R</b>									<b>GT3</b>
1	33.311	191.6	34.198	206.5	28.906	203.5	1:36.415		41	30.901	191.6	34.989	204.5	29.718	203.5	1:35.608		
2	30.047	195.7	33.927	206.5	28.769	203.5	1:32.743		42	31.162	187.7	35.196	203.3	38.044		1:44.402	Pit	
3	29.952	195.3	33.954	206.5	28.846	202.3	1:32.752		43	1:17.519	190.5	35.441	204.1	30.063	200.0	2:23.023		
4	29.876	193.8	33.851	206.8	28.786	203.5	1:32.513		44	30.148	192.7	34.966	206.8	29.915	203.5	1:35.029		
5	29.807	194.2	33.904	207.2	28.909	203.5	1:32.620		45	30.252	192.3	34.858	206.1	29.361	202.3	1:34.471		
6	29.851	194.5	33.804	206.8	28.764	203.5	1:32.419		46	29.881	193.4	33.898	207.2	29.361	200.0	1:33.140		
7	29.839	194.9	33.829	206.8	28.713	203.5	1:32.381		47	30.202	193.8	34.060	206.1	28.900	203.5	1:33.162		
8	29.879	194.2	33.989	207.6	29.472	203.5	1:33.340		48	30.398	194.2	34.088	205.7	29.037	202.3	1:33.523		
9	29.942	194.2	33.978	206.1	28.842	202.3	1:32.762		49	30.323	193.1	34.322	205.3	29.174	202.3	1:33.819		
10	29.893	194.2	33.882	206.8	28.929	203.5	1:32.704		50	30.151	191.6	34.388	205.7	29.082	203.5	1:33.621		
11	29.946	195.7	33.974	206.1	29.019	202.3	1:32.939		51	30.531	191.2	34.690	205.3	29.404	203.5	1:34.625		
12	29.906	195.3	34.651	202.6	29.145	204.7	1:33.702		52	30.423	194.9	34.371	204.9	29.246	202.3	1:34.040		
13	29.902	193.1	33.987	207.6	28.971	203.5	1:32.860		53	30.364	192.0	34.358	205.7	29.555	195.4	1:34.277		
14	30.098	193.1	34.060	207.2	28.833	203.5	1:32.991		54	30.454	193.8	34.108	205.7	29.124	204.7	1:33.686		
15	29.920	193.1	33.959	206.8	29.425	203.5	1:33.304		55	30.395	192.0	34.138	206.8	29.231	202.3	1:33.764		
16	30.044	193.4	33.872	206.8	28.976	203.5	1:32.892		56	30.325	192.7	34.243	206.1	29.204	202.3	1:33.772		
17	30.129	193.1	33.984	206.5	28.967	203.5	1:33.080		57	30.219	193.8	33.998	206.1	29.261	202.3	1:33.478		
18	30.042	193.1	34.561	201.4	28.935	204.7	1:33.538		58	30.308	193.1	34.169	206.5	29.260	202.3	1:33.737		
19	29.988	193.8	34.211	206.5	28.985	204.7	1:33.184		59	30.277	193.8	34.126	207.2	29.089	203.5	1:33.492		
20	30.018	194.5	34.007	208.0	29.040	203.5	1:33.065		60	30.138	193.8	35.249	199.6	29.205	204.7	1:34.592		
21	30.155	193.4	34.848	206.1	28.954	203.5	1:33.957		61	30.220	193.1	34.869	202.6	29.165	202.3	1:34.254		
22	30.013	194.9	34.106	207.6	29.059	203.5	1:33.178		62	30.123	192.0	34.162	205.7	29.247	201.1	1:33.532		
23	30.232	194.9	34.128	206.5	28.995	203.5	1:33.355		63	30.683	192.0	34.448	205.3	29.280	203.5	1:34.411		
24	30.211	193.4	34.070	207.2	28.961	203.5	1:33.242		64	30.172	192.3	34.052	206.5	29.313	203.5	1:33.537		
25	30.518	194.2	34.184	206.8	29.131	202.3	1:33.833		65	30.578	190.9	34.200	205.7	29.205	204.7	1:33.983		
26	30.220	193.8	34.678	205.7	29.070	204.7	1:33.968		66	30.221	191.6	33.925	206.8	29.379	204.7	1:33.525		
27	30.340	190.5	37.852	202.2	29.457	204.7	1:37.649		67	30.915	188.4	34.614	206.8	29.639	201.1	1:35.168		
28	30.298	193.8	34.135	207.2	29.119	202.3	1:33.552		68	30.183	194.2	33.901	206.5	29.297	202.3	1:33.381		
29	30.384	192.7	34.255	204.5	29.115	203.5	1:33.754		69	30.485	192.0	34.521	206.1	29.225	203.5	1:34.231		
30	30.576	194.9	34.364	205.7	29.176	204.7	1:34.116		70	30.230	191.2	34.821	204.5	29.189	203.5	1:34.240		
31	30.808	192.7	34.361	206.8	29.162	203.5	1:34.331		71	30.499	190.5	34.789	202.2	29.277	203.5	1:34.565		
32	32.180	188.7	34.699	206.1	29.382	204.7	1:36.261		72	30.207	192.3	34.125	206.1	29.879	202.3	1:34.211		
33	31.081	190.9	34.984	204.5	37.442		1:43.507	Pit	73	30.419	190.5	34.457	203.0	29.251	204.7	1:34.127		
34	1:20.158	188.7	34.829	204.1	29.497	198.8	2:24.484		74	30.285	193.4	34.053	206.1	29.097	203.5	1:33.435		
35	30.569	192.3	35.294	203.3	29.397	202.3	1:35.260		75	30.098	193.1	34.003	205.3	29.067	203.5	1:33.168		
36	30.650	190.5	36.092	203.7	29.561	203.5	1:36.303		76	30.275	191.2	34.594	205.7	29.080	203.5	1:33.949		
37	30.812	188.4	35.534	195.6	29.837	203.5	1:36.183		77	30.440	191.6	33.925	208.0	29.218	203.5	1:33.583		
38	30.633	190.1	34.978	203.7	29.649	202.3	1:35.260		78	30.148	189.1	34.468	200.3	29.399	206.0	1:34.015		
39	30.794	192.0	34.910	204.1	29.720	201.1	1:35.424		79	30.199	190.5	34.033	207.6	29.312	204.7	1:33.544		
40	30.791	191.2	34.803	204.1	30.513	202.3	1:36.107											



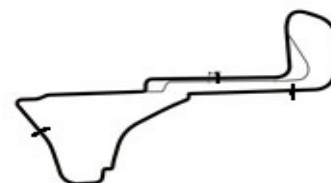
Weather/Track: Sun 26C/Dry 39C

Circuit Length - 4.00 kilometres  
Zolder

# Belcar

## Race 2 - Sector Analysis Report

Lap	S1 Time	S1 Spd	S2 Time	S2 Spd	S3 Time	S3 Spd	Lap Time	Pit	Lap	S1 Time	S1 Spd	S2 Time	S2 Spd	S3 Time	S3 Spd	Lap Time	Pit			
<b>71 SKYLIMIT</b>									<b>Porsche 996 Cup</b>									<b>GTO</b>		
1	40.768	173.7	40.702		32.690	179.0	1:54.160		37	34.908	171.7	39.597		32.980	182.8	1:47.485				
2	33.623	175.9	41.278		33.467	180.0	1:48.368		38	34.458	177.4	42.376		34.833	180.0	1:51.667				
3	33.690	175.3	39.344		33.059	178.1	1:46.093		39	34.513	171.7	40.587		32.789	180.0	1:47.889				
4	33.908	174.3	38.936		32.865	179.0	1:45.709		40	33.805	177.7	39.368		32.891	180.9	1:46.064				
5	33.554	176.2	38.523		32.329	181.9	1:44.406		41	33.879	175.9	39.285		32.339	182.8	1:45.503				
6	33.057	177.1	38.539		32.262	180.9	1:43.858		42	33.632	178.0	38.752		32.751	180.0	1:45.135				
7	32.784	178.0	39.216		33.254	175.3	1:45.254		43	33.801	179.3	39.108		32.710	180.0	1:45.619				
8	33.149	177.7	42.519		32.339	181.9	1:48.007		44	34.750	175.9	39.538		33.150	183.8	1:47.438				
9	33.248	174.0	38.216		32.507	180.9	1:43.971		45	33.685	180.0	41.799		33.368	181.9	1:48.852				
10	33.411	178.7	40.385		32.283	181.9	1:46.079		46	33.869	178.0	39.749		33.211	180.9	1:46.829				
11	32.873	176.5	39.581		33.188	169.3	1:45.642		47	33.602	179.0	38.511		33.008	181.9	1:45.121				
12	32.906	178.7	38.503		33.028	180.9	1:44.437		48	34.732	178.7	38.743		32.468	183.8	1:45.943				
13	33.056	178.0	38.782		32.598	179.0	1:44.436		49	33.437	179.6	39.356		33.227	183.8	1:46.020				
14	33.864	174.0	38.910		32.839	180.0	1:45.613		50	34.064	179.3	41.399		32.805	180.0	1:48.268				
15	33.397	176.8	38.927		32.873	180.0	1:45.197		51	33.883	177.4	38.922		32.419	183.8	1:45.224				
16	32.939	180.0	38.750		34.058	178.1	1:45.747		52	33.465	180.6	38.583		33.745	182.8	1:45.793				
17	33.339	179.3	38.463		32.205	174.4	1:44.007		53	33.617	180.9	40.948		32.658	183.8	1:47.223				
18	33.795	177.1	38.825		32.960	178.1	1:45.580		54	33.305	181.6	38.810		32.512	183.8	1:44.627				
19	33.298	178.0	38.711		32.652	179.0	1:44.661		55	33.717	178.4	39.087		32.454	184.8	1:45.258				
20	33.473	177.4	38.912		32.742	174.4	1:45.127		56	33.686	179.3	39.350		32.827	179.0	1:45.863				
21	33.874	175.6	41.724		33.308	177.2	1:48.906		57	33.851	178.4	39.313		32.873	182.8	1:46.037				
22	34.554	176.2	39.188		33.210	179.0	1:46.952		58	34.112	177.7	39.439		32.765	184.8	1:46.316				
23	34.033	175.3	39.163		32.378	181.9	1:45.574		59	34.308	179.3	39.438		33.079	180.9	1:46.825				
24	34.376	175.0	40.023		33.070	178.1	1:47.469		60	34.118	179.3	40.063		32.807	181.9	1:46.988				
25	33.294	176.5	38.442		32.558	177.2	1:44.294		61	35.408	174.0	41.438		33.144	180.9	1:49.990				
26	33.634	177.1	38.683		33.023	178.1	1:45.340		62	34.988	171.1	41.046		33.676	180.0	1:49.710				
27	33.738	176.8	39.297		32.813	176.2	1:45.848		63	35.483	174.0	40.747		34.665	178.1	1:50.895				
28	34.086	174.3	39.239		32.803	177.2	1:46.128		64	34.974	176.8	40.684		33.478	174.4	1:49.136				
29	34.350	177.4	39.536		33.807	173.6	1:47.693		65	35.199	175.9	40.740		33.406	177.2	1:49.345				
30	34.068	175.3	40.428		33.035	177.2	1:47.531		66	34.932	176.8	40.226		33.507	175.3	1:48.665				
31	34.562	171.4	39.964		33.630	176.2	1:48.156		67	35.879	166.3	41.143		33.751	172.7	1:50.773				
32	34.404	172.0	39.475		33.955	171.0	1:47.834		68	36.042	168.2	41.343		34.943	172.7	1:52.328				
33	35.400	170.8	40.235		33.735	171.0	1:49.370		69	35.643	164.1	42.118		35.071	169.3	1:52.832				
34	35.561	155.0	40.559		33.772	171.0	1:49.892		70	36.486	159.4	42.864		35.142	143.6	1:54.492				
35	35.390	166.8	42.269		49.360		2:07.019	Pit												
36	2:04.294	169.1	41.056		33.175	180.9	3:18.525													



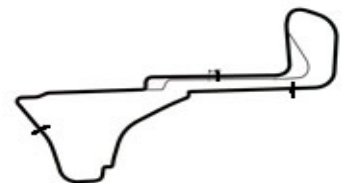
Weather/Track: Sun 26C/Dry 39C

Circuit Length - 4.00 kilometres  
Zolder

# Belcar

## Race 2 - Sector Analysis Report

Lap	S1 Time	S1 Spd	S2 Time	S2 Spd	S3 Time	S3 Spd	Lap Time	Pit	Lap	S1 Time	S1 Spd	S2 Time	S2 Spd	S3 Time	S3 Spd	Lap Time	Pit									
<b>95 BRASS RACING</b>									<b>Dodge Viper</b>									<b>GTO</b>								
1	41.352	181.9	40.844		32.850	183.8	1:55.046		33	33.916	181.6	39.159		33.130	179.0	1:46.205										
2	33.913	181.6	39.379		32.766	187.9	1:46.058		34	33.732	181.9	39.778		33.057	186.8	1:46.567										
3	33.331	183.2	38.572		32.288	186.8	1:44.191		35	35.008	178.7	39.275		32.386	181.9	1:46.669										
4	33.533	182.6	39.430		32.500	186.8	1:45.463		36	33.840	181.6	39.171		32.656	185.8	1:45.667										
5	34.239	181.6	39.633		32.396	185.8	1:46.268		37	35.371	168.0	40.668		33.143	180.0	1:49.182										
6	33.474	183.6	38.759		32.460	186.8	1:44.693		38	34.664	171.7	41.393		43.763		1:59.820	Pit									
7	33.280	182.6	39.182		32.749	184.8	1:45.211		39	6:10.073	171.7	41.533		34.420	180.9	7:26.026										
8	33.756	181.9	40.729		32.562	184.8	1:47.047		40	35.783	179.6	41.700		34.248	172.7	1:51.731										
9	33.171	182.9	38.902		33.077	184.8	1:45.150		41	35.139	177.4	40.147		32.725	179.0	1:48.011										
10	33.822	184.6	40.128		32.061	187.9	1:46.011		42	33.777	176.2	38.585		34.081	182.8	1:46.443										
11	33.376	180.0	39.298		33.893	161.3	1:46.567		43	33.764	181.2	38.206		32.922	180.0	1:44.892										
12	34.118	181.6	39.544		32.471	183.8	1:46.133		44	33.427	182.2	40.067		33.630	178.1	1:47.124										
13	33.837	177.4	39.519		33.541	179.0	1:46.897		45	34.739	180.3	39.436		33.015	180.0	1:47.190										
14	33.846	180.6	38.933		42.562		1:55.341	Pit	46	34.031	175.9	39.932		32.990	181.9	1:46.953										
15	1:19.459	182.6	38.678		32.196	184.8	2:30.333		47	33.925	180.6	38.621		32.593	181.9	1:45.139										
16	33.081	182.6	38.421		32.696	185.8	1:44.198		48	33.732	183.2	39.111		33.148	183.8	1:45.991										
17	33.038	182.6	38.671		32.254	180.9	1:43.963		49	34.160	177.7	39.183		32.899	188.9	1:46.242										
18	32.981	182.6	39.717		32.114	183.8	1:44.812		50	33.167	182.2	39.804		33.641	167.6	1:46.612										
19	33.695	182.9	38.815		33.390	181.9	1:45.900		51	34.384	175.0	38.715		32.545	186.8	1:45.644										
20	34.364	181.9	38.639		33.086	183.8	1:46.089		52	33.660	181.2	39.136		45.920		1:58.716	Pit									
21	33.409	180.0	39.560		32.899	183.8	1:45.868		53	3:21.302	177.7	40.092		33.324	176.2	4:34.718										
22	33.395	179.0	39.675		33.318	180.9	1:46.388		54	34.520	179.3	39.425		32.874	176.2	1:46.819										
23	34.375	181.9	38.806		32.980	181.9	1:46.161		55	33.668	180.3	39.830		33.433	179.0	1:46.931										
24	34.488	179.3	40.148		33.191	176.2	1:47.827		56	34.438	174.0	40.472		33.871	179.0	1:48.781										
25	33.922	182.2	39.363		33.040	182.8	1:46.325		57	34.881	171.1	39.345		32.328	180.9	1:46.554										
26	34.241	182.6	38.889		32.942	177.2	1:46.072		58	33.802	180.3	39.060		32.748	184.8	1:45.610										
27	33.835	179.3	40.062		33.904	169.3	1:47.801		59	33.671	178.4	39.104		32.380	187.9	1:45.155										
28	35.182	172.3	41.487		43.997		2:00.666	Pit	60	34.238	176.5	40.335		33.103	187.9	1:47.676										
29	4:18.762	175.0	41.054		33.910	179.0	5:33.726		61	33.904	179.3	39.218		33.237	186.8	1:46.359										
30	34.538	175.6	40.010		33.160	182.8	1:47.708		62	35.257	178.0	40.288		33.001	187.9	1:48.546										
31	33.800	181.9	39.647		33.632	180.9	1:47.079		63	34.451	181.9	40.439		33.681	179.0	1:48.571										
32	33.785	181.9	39.307		32.937	180.9	1:46.029																			



Weather/Track: Sun 26C/Dry 39C

Circuit Length - 4.00 kilometres  
Zolder

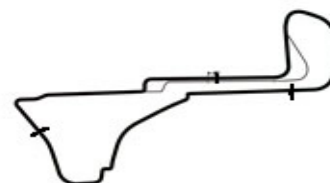
# Belcar

## Race 2 - Sector Analysis Report

Lap	S1 Time	S1 Spd	S2 Time	S2 Spd	S3 Time	S3 Spd	Lap Time	Pit	Lap	S1 Time	S1 Spd	S2 Time	S2 Spd	S3 Time	S3 Spd	Lap Time	Pit									
<b>99 BELGIUM RACING</b>									<b>Porsche GT3 Cup</b>									<b>GTO</b>								
1	38.280	180.9	37.221	196.7	30.851	197.6	1:46.352		40	31.420	193.1	35.773	201.1	30.102	200.0	1:37.295										
2	32.155	190.9	36.385	198.5	30.542	197.6	1:39.082		41	31.420	192.7	36.000	200.7	30.247	200.0	1:37.667										
3	32.082	190.5	36.543	196.0	31.531	197.6	1:40.156		42	31.552	190.9	37.098	200.0	30.020	200.0	1:38.670										
4	33.489	188.4	36.371	198.1	30.687	196.5	1:40.547		43	31.623	191.2	36.188	200.7	30.462	198.8	1:38.273										
5	32.234	188.7	36.032	199.2	30.492	197.6	1:38.758		44	31.447	191.2	35.968	201.1	30.352	198.8	1:37.767										
6	31.880	189.4	36.287	199.2	30.678	196.5	1:38.845		45	31.395	193.4	35.546	200.3	30.148	200.0	1:37.089										
7	31.979	189.8	36.440	199.6	30.560	194.3	1:38.979		46	31.635	190.9	36.478	201.1	29.991	197.6	1:38.104										
8	32.149	187.7	36.286	198.5	30.573	195.4	1:39.008		47	31.459	193.8	35.784	200.7	30.130	200.0	1:37.373										
9	32.016	183.9	36.499	198.5	30.641	197.6	1:39.156		48	31.407	193.4	35.841	201.1	29.877	200.0	1:37.125										
10	32.060	185.9	36.198	198.8	30.828	196.5	1:39.086		49	31.479	193.1	36.101	198.8	30.297	201.1	1:37.877										
11	32.054	187.0	36.611	197.4	30.943	196.5	1:39.608		50	31.616	193.8	36.029	200.3	30.551	200.0	1:38.196										
12	31.929	180.6	36.645	196.3	30.663	197.6	1:39.237		51	31.425	193.1	36.034	199.2	29.925	200.0	1:37.384										
13	32.114	192.3	36.205	199.2	30.852	195.4	1:39.171		52	31.561	190.9	35.892	200.7	30.624	196.5	1:38.077										
14	31.946	188.7	36.411	198.8	30.876	197.6	1:39.233		53	31.615	192.0	36.558	200.0	30.404	198.8	1:38.577										
15	32.280	185.6	36.133	197.8	30.901	197.6	1:39.314		54	31.602	193.1	36.513	195.6	30.100	198.8	1:38.215										
16	32.338	188.4	36.368	198.5	30.807	197.6	1:39.513		55	32.555	190.5	36.120	200.0	30.745	198.8	1:39.420										
17	32.329	190.5	36.379	198.5	31.533	197.6	1:40.241		56	32.087	192.7	36.667	194.9	30.515	198.8	1:39.269										
18	32.049	190.9	36.240	198.8	30.915	197.6	1:39.204		57	31.732	190.1	36.762	200.3	30.587	201.1	1:39.081										
19	31.893	189.8	36.389	194.5	30.766	198.8	1:39.048		58	31.476	194.2	36.516	198.5	30.758	200.0	1:38.750										
20	32.111	189.8	36.480	197.0	31.139	197.6	1:39.730		59	32.126	190.9	36.655	199.6	30.571	198.8	1:39.352										
21	32.416	185.6	37.088	197.4	31.401	197.6	1:40.905		60	31.606	193.1	36.418	198.8	30.372	201.1	1:38.396										
22	32.547	188.4	36.635	198.1	30.887	197.6	1:40.069		61	31.880	192.0	36.117	199.6	30.687	198.8	1:38.684										
23	32.570	180.3	38.269	197.8	30.917	197.6	1:41.756		62	32.122	193.1	35.906	200.3	30.530	200.0	1:38.558										
24	32.366	187.3	36.737	197.4	30.749	196.5	1:39.852		63	32.193	190.1	36.031	200.0	30.575	200.0	1:38.799										
25	32.179	188.0	36.798	198.8	31.012	196.5	1:39.989		64	31.663	193.8	36.517	199.6	30.743	198.8	1:38.923										
26	33.256	188.0	37.620	191.8	31.313	197.6	1:42.189		65	32.131	192.3	36.351	200.0	30.583	201.1	1:39.065										
27	32.363	190.1	37.315	193.8	31.479	196.5	1:41.157		66	32.168	192.0	36.710	198.5	30.457	200.0	1:39.335										
28	33.040	179.3	37.500	193.8	31.392	196.5	1:41.932		67	31.949	192.0	36.692	199.6	30.629	198.8	1:39.270										
29	33.243	188.4	37.081	195.6	40.740		1:51.064	Pit	68	32.959	192.3	36.659	199.2	30.621	200.0	1:40.239										
30	1:52.754	187.7	36.928	197.8	30.281	198.8	2:59.963		69	32.514	190.5	37.236	198.5	30.555	200.0	1:40.305										
31	31.918	189.8	36.020	201.1	30.183	201.1	1:38.121		70	32.223	190.9	36.962	199.6	30.957	198.8	1:40.142										
32	31.543	193.1	35.767	200.7	30.273	198.8	1:37.583		71	31.894	192.7	36.937	197.8	30.750	200.0	1:39.581										
33	31.242	193.1	35.512	201.8	29.885	200.0	1:36.639		72	32.514	190.1	36.976	197.4	31.328	197.6	1:40.818										
34	31.128	192.0	35.457	201.1	30.192	201.1	1:36.777		73	32.851	189.4	37.608	196.7	31.060	198.8	1:41.519										
35	31.223	191.6	35.651	200.7	29.794	200.0	1:36.668		74	33.145	189.1	37.220	196.3	30.769	200.0	1:41.134										
36	31.646	184.6	35.823	201.4	30.143	198.8	1:37.612		75	32.801	188.7	37.849	196.3	30.943	198.8	1:41.593										
37	32.047	181.2	36.226	201.4	30.027	197.6	1:38.300		76	33.410	185.2	39.241	162.6	32.050	194.3	1:44.701										
38	31.286	194.2	35.995	200.0	30.790	200.0	1:38.071																			
39	31.615	192.3	35.496	201.1	30.027	200.0	1:37.138																			



Weather/Track: Sun 26C/Dry 39C

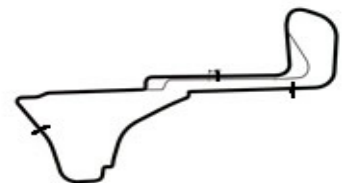


Circuit Length - 4.00 kilometres  
Zolder

# Belcar

## Race 2 - Best Sector Speeds Report

SECTOR 1				SECTOR 2				SECTOR 3				
POS	NO	NAME	SPEED	LAP	NO	NAME	SPEED	LAP	NO	NAME	SPEED	LAP
1	9	GPR ASTON	202.8	47	11	DVB RACING	210.5	28	11	DVB RACING	215.0	17
2	7	BARWELL	201.6	14	7	BARWELL	209.7	76	9	GPR ASTON	209.8	52
3	1	W RACING	199.6	43	4	KRK	209.3	54	7	BARWELL	208.5	77
4	11	DVB RACING	199.6	8	9	GPR ASTON	208.8	39	12	KUISMANEN	208.5	19
5	12	KUISMANEN	199.6	11	12	KUISMANEN	208.8	13	32	W RACING	208.5	19
6	4	KRK	199.2	57	60	PROSPEED	208.0	20	1	W RACING	207.2	60
7	2	MONZA	198.8	6	2	MONZA	207.6	15	2	MONZA	207.2	3
8	15	DVB RACING	198.8	52	32	W RACING	207.6	56	4	KRK	207.2	78
9	32	W RACING	198.0	43	1	W RACING	207.2	63	60	PROSPEED	206.0	78
10	3	DELAHAYE	197.2	13	3	DELAHAYE	206.1	13	3	DELAHAYE	203.5	15
11	8	KRK	197.2	34	8	KRK	205.3	7	8	KRK	203.5	10
12	60	PROSPEED	195.7	2	99	BELGIUM RAC	201.8	33	15	DVB RACING	201.1	52
13	99	BELGIUM RAC	194.2	38	21	LEVEL RACIN	197.4	14	50	HAMOF A	201.1	33
14	50	HAMOF A	192.0	61	30	SPEEDLOVER	196.3	61	99	BELGIUM RAC	201.1	31
15	21	LEVEL RACIN	189.4	18					30	SPEEDLOVER	197.6	51
16	22	LEVEL RACIN	188.0	8					21	LEVEL RACIN	196.5	58
17	30	SPEEDLOVER	187.7	34					22	LEVEL RACIN	195.4	4
18	95	BRASS RACIN	184.6	10					95	BRASS RACIN	188.9	49
19	71	SKYLIMIT	181.6	54					71	SKYLIMIT	184.8	55



Weather/Track: Sun 26C/Dry 39C

Circuit Length - 4.00 kilometres  
Zolder

# Belcar

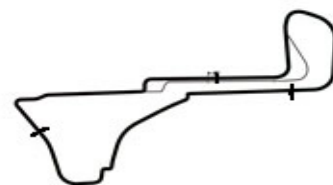
## Race 2 - Best Sector Times Report

POS	SECTOR 1			SECTOR 2			SECTOR 3			NO	NAME	IDEAL/BEST LAP COMPARISON			DIFF
	NO	TIME	LAP	NO	TIME	LAP	NO	TIME	LAP			IDEAL	BEST	LAP	
1	20	31.977	5	17	36.706	2	20	30.979	3	20	TBA	1:39.883	1:40.063	3	+ 0.180
2	1	31.993	2	20	36.927	6	8	31.056	1	17	TBA	1:40.140	1:40.819	2	+ 0.679
3	9	31.997	2	2	36.936	2	1	31.094	1	9	GPR ASTON	1:40.230	1:40.648	3	+ 0.418
4	3	32.052	2	74	36.942	2	18	31.175	1	18	TBA	1:40.259	1:40.688	2	+ 0.429
5	18	32.063	2	3	36.975	3	17	31.191	1	1	W RACING	1:40.331	1:40.800	2	+ 0.469
6	74	32.168	2	9	37.002	3	9	31.231	3	3	DELAHAYE	1:40.373	1:40.613	2	+ 0.240
7	10	32.193	4	18	37.021	2	2	31.283	3	8	KRK	1:40.467	1:40.732	2	+ 0.265
8	8	32.199	2	10	37.083	2	5	31.323	3	2	MONZA	1:40.471	1:40.509	2	+ 0.038
9	30	32.224	4	25	37.120	2	3	31.346	1	74	TBA	1:40.605	1:40.605	2	+ 0.000
10	17	32.243	4	8	37.212	7	74	31.495	2	10	TBA	1:40.843	1:41.180	2	+ 0.337
11	2	32.252	2	1	37.244	4	25	31.564	1	5	TBA	1:41.048	1:41.269	3	+ 0.221
12	5	32.296	2	30	37.265	3	10	31.567	2	30	SPEEDLOVE	1:41.074	1:41.262	3	+ 0.188
13	4	32.428	3	4	37.390	3	30	31.585	3	25	TBA	1:41.241	1:41.444	2	+ 0.203
14	25	32.557	2	5	37.429	6	12	31.589	3	4	KRK	1:41.552	1:41.552	3	+ 0.000
15	12	32.577	4	12	37.775	12	4	31.734	3	12	KUISMANEN	1:41.941	1:42.279	4	+ 0.338
16	35	33.528	8	35	38.578	6	35	32.389	6	35	TBA	1:44.495	1:44.714	6	+ 0.219
17	21	34.244	4	21	39.313	5	21	33.082	3	21	LEVEL RACI	1:46.639	1:47.024	3	+ 0.385

'Perfect Lap' - 1:39.662



Weather/Track: Sun 26C/Dry 39C



Circuit Length - 4.00 kilometres  
Zolder

# Belcar

## RACE - LAP CHART

Lap 1			Lap 2			Lap 3			Lap 4			Lap 5		
No	Behind	Laptime	No	Behind	Laptime	No	Behind	Laptime	No	Behind	Laptime	No	Behind	Laptime
60		1:36.415	60		1:32.743	60		1:32.752	60		1:32.513	60		1:32.620
12	0.954	1:37.369	12	1.086	1:32.875	12	1.083	1:32.749	12	1.238	1:32.668	12	0.950	1:32.332
4	2.315	1:38.730	4	3.511	1:33.939	4	4.328	1:33.569	4	5.126	1:33.311	4	5.659	1:33.153
1	3.086	1:39.501	1	4.452	1:34.109	1	5.304	1:33.604	1	6.378	1:33.587	1	7.130	1:33.372
7	3.612	1:40.027	7	5.337	1:34.468	7	6.269	1:33.684	7	7.302	1:33.546	7	8.248	1:33.566
32	4.331	1:40.746	32	6.053	1:34.465	32	7.213	1:33.912	32	8.132	1:33.432	32	8.963	1:33.451
8	5.705	1:42.120	8	8.667	1:35.705	8	10.884	1:34.969	8	13.263	1:34.892	8	15.609	1:34.966
3	5.875	1:42.290	3	8.814	1:35.682	3	11.246	1:35.184	3	13.432	1:34.699	3	15.960	1:35.148
2	7.345	1:43.760	9	10.616	1:35.843	9	12.092	1:34.228	9	13.742	1:34.163	9	16.186	1:35.064
9	7.516	1:43.931	2	12.504	1:37.902	2	15.869	1:36.117	2	18.716	1:35.360	2	20.930	1:34.834
99	9.937	1:46.352	99	16.276	1:39.082	11	23.283	1:39.429	11	28.789	1:38.019	11	33.531	1:37.362
11	10.646	1:47.061	11	16.606	1:38.703	99	23.680	1:40.156	15	29.942	1:38.372	15	34.792	1:37.470
15	11.678	1:48.093	15	17.710	1:38.775	15	24.083	1:39.125	99	31.714	1:40.547	99	37.852	1:38.758
22	13.173	1:49.588	22	21.996	1:41.566	22	29.667	1:40.423	22	36.173	1:39.019	22	43.568	1:40.015
30	14.362	1:50.777	30	23.892	1:42.273	30	33.543	1:42.403	30	43.174	1:42.144	30	51.846	1:41.292
21	15.179	1:51.594	21	24.882	1:42.446	21	34.252	1:42.122	21	43.554	1:41.815	21	52.215	1:41.281
71	17.745	1:54.160	50	28.038	1:42.350	50	34.824	1:39.538	50	44.160	1:41.849	50	52.885	1:41.345
50	18.431	1:54.846	95	31.946	1:46.058	95	43.385	1:44.191	95	56.335	1:45.463	95	1:09.983	1:46.268
95	18.631	1:55.046	71	33.370	1:48.368	71	46.711	1:46.093	71	59.907	1:45.709	71	1:11.693	1:44.406

Weather/Track: Sun 26C/Dry 38C

www.mstworld.com

Page 1 of 16

Zolder  
Circuit Length = 4.0000 km.  
Start: 14:46 End: 16:52

Printed - 16:59 Sunday, 24 April 2011

**Belcar**  
**RACE - LAP CHART**

(contd.)

Lap 6			Lap 7			Lap 8			Lap 9			Lap 10		
No	Behind	Laptime	No	Behind	Laptime	No	Behind	Laptime	No	Behind	Laptime	No	Behind	Laptime
60		1:32.419	60		1:32.381	60		1:33.340	60		1:32.762	60		1:32.704
12	0.830	1:32.299	12	0.780	1:32.331	12	0.336	1:32.896	12	0.377	1:32.803	12	0.540	1:32.867
4	6.296	1:33.056	4	6.795	1:32.880	95	1 LAP	1:45.211	4	7.099	1:33.428	4	7.202	1:32.807
1	7.885	1:33.174	1	8.862	1:33.358	71	1 LAP	1:45.254	1	10.480	1:34.325	1	11.341	1:33.565
7	9.168	1:33.339	7	9.971	1:33.184	4	6.433	1:32.978	7	12.635	1:35.587	7	12.635	1:32.704
32	10.042	1:33.498	32	10.647	1:32.986	1	8.917	1:33.395	32	13.088	1:35.191	32	13.586	1:33.202
8	17.492	1:34.302	8	19.415	1:34.304	7	9.810	1:33.179	95	1 LAP	1:47.047	9	26.286	1:33.790
3	18.011	1:34.470	9	20.254	1:34.435	32	10.659	1:33.352	71	1 LAP	1:48.007	95	1 LAP	1:45.150
9	18.200	1:34.433	3	20.564	1:34.934	8	20.656	1:34.581	9	25.200	1:37.142	3	28.580	1:34.803
2	23.183	1:34.672	2	25.653	1:34.851	9	20.820	1:33.906	3	26.481	1:37.559	71	1 LAP	1:43.971
11	37.746	1:36.634	11	42.370	1:37.005	3	21.684	1:34.460	2	29.453	1:35.532	2	32.021	1:35.272
15	39.483	1:37.110	15	44.533	1:37.431	2	26.683	1:34.370	8	32.442	1:44.548	8	35.111	1:35.373
99	44.278	1:38.845	99	50.876	1:38.979	11	45.132	1:36.102	11	49.248	1:36.878	11	52.976	1:36.432
22	50.549	1:39.400	22	57.886	1:39.718	15	48.903	1:37.710	15	53.814	1:37.673	15	58.858	1:37.748
21	59.691	1:39.895	21	1:07.655	1:40.345	99	56.544	1:39.008	99	1:02.938	1:39.156	99	1:09.320	1:39.086
30	1:01.369	1:41.942	50	1:09.531	1:40.452	22	1:03.511	1:38.965	22	1:10.534	1:39.785	22	1:19.258	1:41.428
50	1:01.460	1:40.994	30	1:10.772	1:41.784	21	1:14.266	1:39.951	21	1:21.508	1:40.004	21	1:28.514	1:39.710
95	1:22.257	1:44.693				50	1:14.808	1:38.617	50	1:21.807	1:39.761	50	1:30.053	1:40.950
71	1:23.132	1:43.858				30	1:19.153	1:41.721	30	1:27.802	1:41.411			

Weather/Track: Sun 26C/Dry 38C

www.mstworld.com

Page 2 of 16

Zolder  
Circuit Length = 4.0000 km.  
Start: 14:46 End: 16:52

Printed - 16:59 Sunday, 24 April 2011

**Belcar**  
**RACE - LAP CHART**

(contd.)

Lap 11			Lap 12			Lap 13			Lap 14			Lap 15		
No	Behind	Laptime	No	Behind	Laptime	No	Behind	Laptime	No	Behind	Laptime	No	Behind	Laptime
60		1:32.939	60		1:33.702	60		1:32.860	60		1:32.991	60		1:33.304
12	0.897	1:33.296	12	1.325	1:34.130	22	1 LAP	1:40.133	12	1.512	1:33.305	99	1 LAP	1:39.233
30	1 LAP	1:42.591	21	1 LAP	1:40.364	12	1.198	1:32.733	4	7.558	1:32.919	12	1.017	1:32.809
4	7.191	1:32.928	50	1 LAP	1:39.530	4	7.630	1:33.582	22	1 LAP	1:41.328	4	7.438	1:33.184
7	12.602	1:32.906	4	6.908	1:33.419	21	1 LAP	1:39.970	7	12.827	1:33.692	7	13.338	1:33.815
1	13.516	1:35.114	7	12.003	1:33.103	50	1 LAP	1:39.850	1	15.638	1:34.370	22	1 LAP	1:40.369
32	14.354	1:33.707	30	1 LAP	1:42.154	7	12.126	1:32.983	32	16.278	1:34.444	1	16.043	1:33.709
9	27.360	1:34.013	1	13.348	1:33.534	1	14.259	1:33.771	21	1 LAP	1:40.097	32	16.720	1:33.746
3	29.685	1:34.044	32	13.856	1:33.204	32	14.825	1:33.829	50	1 LAP	1:41.005	21	1 LAP	1:39.409
2	33.887	1:34.805	9	27.010	1:33.352	30	1 LAP	1:41.494	9	28.454	1:33.561	50	1 LAP	1:39.517
8	37.329	1:35.157	3	29.914	1:33.931	9	27.884	1:33.734	30	1 LAP	1:40.831	9	28.908	1:33.758
95	1 LAP	1:46.011	2	35.620	1:35.435	3	31.024	1:33.970	3	32.222	1:34.189	3	33.224	1:34.306
71	1 LAP	1:46.079	8	38.413	1:34.786	2	37.537	1:34.777	2	39.866	1:35.320	30	1 LAP	1:41.612
11	56.324	1:36.287	71	1 LAP	1:45.642	8	40.353	1:34.800	8	41.871	1:34.509	2	41.276	1:34.714
15	1:03.817	1:37.898	95	1 LAP	1:46.567	11	1:03.546	1:37.838	11	1:06.886	1:36.331	8	43.219	1:34.652
99	1:15.989	1:39.608	11	58.568	1:35.946	71	1 LAP	1:44.437	71	1 LAP	1:44.436	11	1:09.836	1:36.254
22	1:26.666	1:40.347	15	1:08.269	1:38.154	95	1 LAP	1:46.133	15	1:19.293	1:39.290	15	1:24.861	1:38.872
			99	1:21.524	1:39.237	15	1:12.994	1:37.585	95	1 LAP	1:46.897	71	1 LAP	1:45.613
						99	1:27.835	1:39.171						

Weather/Track: Sun 26C/Dry 38C

www.mstworld.com

Page 3 of 16

Zolder  
Circuit Length = 4.0000 km.  
Start: 14:46 End: 16:52

Printed - 16:59 Sunday, 24 April 2011

**Belcar**  
**RACE - LAP CHART**

(contd.)

Lap 16			Lap 17			Lap 18			Lap 19			Lap 20		
No	Behind	Laptime	No	Behind	Laptime	No	Behind	Laptime	No	Behind	Laptime	No	Behind	Laptime
60		1:32.892	60		1:33.080	60		1:33.538	60		1:33.184	60		1:33.065
12	1.116	1:32.991	12	1.458	1:33.422	12	0.848	1:32.928	12	0.593	1:32.929	12	0.847	1:33.319
99	1 LAP	1:39.314	4	8.041	1:33.460	15	1 LAP	1:39.542	4	8.014	1:33.585	4	7.764	1:32.815
4	7.661	1:33.115	71	2 LAPS	1:45.197	4	7.613	1:33.110	7	14.034	1:33.324	7	14.287	1:33.318
95	2 LAPS	1:55.341P	99	1 LAP	1:39.513	7	13.894	1:33.644	15	1 LAP	1:49.999	1	20.797	1:33.995
7	13.642	1:33.196	7	13.788	1:33.226	1	18.982	1:34.582	1	19.867	1:34.069	32	21.249	1:34.091
1	17.447	1:34.296	1	17.938	1:33.571	32	19.564	1:34.816	32	20.223	1:33.843	15	1 LAP	1:40.244
32	17.813	1:33.985	32	18.286	1:33.553	99	1 LAP	1:40.241	99	1 LAP	1:39.204	99	1 LAP	1:39.048
22	1 LAP	1:40.835	22	1 LAP	1:40.639	71	2 LAPS	1:45.747	71	2 LAPS	1:44.007	9	35.688	1:34.697
21	1 LAP	1:39.201	9	31.654	1:34.263	9	32.897	1:34.781	9	34.056	1:34.343	3	42.000	1:34.974
9	30.471	1:34.455	21	1 LAP	1:39.339	3	38.584	1:35.936	3	40.091	1:34.691	71	2 LAPS	1:45.580
50	1 LAP	1:39.489	3	36.186	1:34.745	22	1 LAP	1:43.233	21	1 LAP	1:39.546	8	54.368	1:36.040
3	34.521	1:34.189	50	1 LAP	1:39.548	21	1 LAP	1:40.039	50	1 LAP	1:39.737	21	1 LAP	1:40.206
2	44.217	1:35.833	2	45.992	1:34.855	50	1 LAP	1:39.726	8	51.393	1:35.781	2	56.058	1:37.616
8	44.918	1:34.591	8	47.501	1:35.663	2	47.720	1:35.266	2	51.507	1:36.971	50	1 LAP	1:39.834
30	1 LAP	1:41.115	30	1 LAP	1:40.886	8	48.796	1:34.833	22	1 LAP	1:44.756	22	1 LAP	1:42.307
11	1:13.116	1:36.172	95	2 LAPS	2:30.333	30	1 LAP	1:40.830	30	1 LAP	1:41.264	30	1 LAP	1:41.156
15	1:29.822	1:37.853	11	1:15.770	1:35.734	11	1:18.469	1:36.237	11	1:21.375	1:36.090			
						95	2 LAPS	1:44.198	95	2 LAPS	1:43.963			

Weather/Track: Sun 26C/Dry 38C

www.mstworld.com

Page 4 of 16

Zolder  
Circuit Length = 4.0000 km.  
Start: 14:46 End: 16:52

Printed - 16:59 Sunday, 24 April 2011

**Belcar**  
**RACE - LAP CHART**

(contd.)

Lap 21			Lap 22			Lap 23			Lap 24			Lap 25		
No	Behind	Laptime	No	Behind	Laptime	No	Behind	Laptime	No	Behind	Laptime	No	Behind	Laptime
60		1:33.957	60		1:33.178	60		1:33.355	60		1:33.242	60		1:33.833
12	0.751	1:33.861	12	1.109	1:33.536	12	0.645	1:32.891	12	0.914	1:33.511	12	0.767	1:33.686
4	7.002	1:33.195	4	6.602	1:32.778	4	6.042	1:32.795	4	5.608	1:32.808	71	3 LAPS	1:46.952
95	3 LAPS	1:44.812	7	15.692	1:33.881	7	16.248	1:33.911	30	2 LAPS	1:41.771	4	5.089	1:33.314
7	14.989	1:34.659	95	3 LAPS	1:45.900	32	23.637	1:34.567	7	17.221	1:34.215	2	2 LAPS	1:44.188
1	20.857	1:34.017	32	22.425	1:34.327	1	24.881	1:35.040	32	24.198	1:33.803	30	2 LAPS	1:43.108
32	21.276	1:33.984	1	23.196	1:35.517	95	3 LAPS	1:46.089	1	25.600	1:33.961	7	17.508	1:34.120
15	1 LAP	1:38.865	15	1 LAP	1:38.147	9	39.729	1:35.298	9	41.361	1:34.874	32	23.988	1:33.623
9	36.477	1:34.746	9	37.786	1:34.487	15	1 LAP	1:39.078	95	3 LAPS	1:45.868	1	25.808	1:34.041
99	1 LAP	1:39.730	3	45.077	1:35.450	11	2 LAPS	3:12.477	15	1 LAP	1:39.477	9	42.033	1:34.505
11	1 LAP	2:25.007P	99	1 LAP	1:40.905	3	46.629	1:34.907	3	48.811	1:35.424	3	51.207	1:36.229
3	42.805	1:34.762	8	55.982	1:34.421	99	1 LAP	1:40.069	11	2 LAPS	1:38.725	11	2 LAPS	1:38.650
8	54.739	1:34.328	71	2 LAPS	1:45.127	8	56.796	1:34.169	8	58.556	1:35.002	15	1 LAP	1:41.815
71	2 LAPS	1:44.661	21	1 LAP	1:40.338	21	1 LAP	1:41.386	99	1 LAP	1:41.756	95	3 LAPS	1:46.388
21	1 LAP	1:40.786	50	1 LAP	1:40.622	50	1 LAP	1:40.925	21	1 LAP	1:40.129	8	59.193	1:34.470
50	1 LAP	1:39.674	22	1 LAP	1:40.343	71	2 LAPS	1:48.906	50	1 LAP	1:40.210	99	1 LAP	1:39.852
2	1:08.265	1:46.164P	30	1 LAP	1:40.993	22	1 LAP	1:40.475	22	1 LAP	1:40.521	21	1 LAP	1:41.167
22	1 LAP	1:41.168				2	1 LAP	3:30.925				50	1 LAP	1:41.152
30	1 LAP	1:40.694												

Weather/Track: Sun 26C/Dry 38C

www.mstworld.com

Page 5 of 16

Zolder  
Circuit Length = 4.0000 km.  
Start: 14:46 End: 16:52

Printed - 16:59 Sunday, 24 April 2011

**Belcar**  
**RACE - LAP CHART**

(contd.)

Lap 26			Lap 27			Lap 28			Lap 29			Lap 30		
No	Behind	Laptime	No	Behind	Laptime	No	Behind	Laptime	No	Behind	Laptime	No	Behind	Laptime
60		1:33.968	12		1:35.798	12		1:33.107	12		1:33.588	12		1:33.725
12	0.351	1:33.552	60	1.500	1:37.649	60	1.945	1:33.552	95	4 LAPS	1:46.325	99	2 LAPS	1:41.932
4	4.655	1:33.534	21	2 LAPS	1:41.134	22	3 LAPS	3:05.580	60	2.111	1:33.754	60	2.502	1:34.116
22	2 LAPS	1:43.096	4	2.579	1:34.073	4	3.200	1:33.728	4	3.114	1:33.502	4	3.571	1:34.182
71	3 LAPS	1:45.574	50	2 LAPS	1:42.588	21	2 LAPS	1:39.721	22	3 LAPS	1:47.411	95	4 LAPS	1:46.072
2	2 LAPS	1:40.813	7	17.312	1:35.554	50	2 LAPS	1:39.660	21	2 LAPS	1:41.858	7	20.759	1:35.618
7	17.907	1:34.367	2	2 LAPS	1:41.150	7	18.413	1:34.208	50	2 LAPS	1:40.459	50	2 LAPS	1:41.150
32	24.083	1:34.063	32	23.085	1:35.151	32	24.460	1:34.482	7	18.866	1:34.041	32	25.277	1:34.399
30	2 LAPS	1:43.172	1	24.987	1:35.045	1	26.458	1:34.578	32	24.603	1:33.731	21	2 LAPS	1:42.634
1	26.091	1:34.251	71	3 LAPS	1:47.469	2	2 LAPS	1:40.524	1	26.841	1:33.971	22	3 LAPS	1:44.950
9	42.835	1:34.770	30	2 LAPS	1:42.960	71	3 LAPS	1:44.294	2	2 LAPS	1:38.793	1	27.364	1:34.248
3	52.212	1:34.973	9	42.384	1:35.698	30	2 LAPS	1:42.210	9	47.402	1:36.422	2	2 LAPS	1:38.160
11	2 LAPS	1:37.643	3	51.022	1:34.959	9	44.568	1:35.291	71	3 LAPS	1:45.340	3	56.530	1:35.748
8	1:00.542	1:35.317	8	1:00.164	1:35.771	3	53.024	1:35.109	3	54.507	1:35.071	9	58.180	1:44.503P
15	1 LAP	1:40.292	11	2 LAPS	1:39.175	8	1:01.337	1:34.280	30	2 LAPS	1:50.097P	71	3 LAPS	1:45.848
95	3 LAPS	1:46.161	15	1 LAP	1:39.525	11	2 LAPS	1:37.105	8	1:03.227	1:35.478	8	1:04.251	1:34.749
99	1 LAP	1:39.989	99	1 LAP	1:42.189	15	1 LAP	1:49.075P	11	2 LAPS	1:37.114	15	2 LAPS	2:53.566
			95	3 LAPS	1:47.827	99	1 LAP	1:41.157				11	2 LAPS	1:36.009

Weather/Track: Sun 26C/Dry 38C

www.mstworld.com

Page 6 of 16

Zolder  
Circuit Length = 4.0000 km.  
Start: 14:46 End: 16:52

Printed - 16:59 Sunday, 24 April 2011

**Belcar**  
**RACE - LAP CHART**

(contd.)

Lap 31			Lap 32			Lap 33			Lap 34			Lap 35		
No	Behind	Laptime	No	Behind	Laptime	No	Behind	Laptime	No	Behind	Laptime	No	Behind	Laptime
12		1:33.366	12		1:33.916	12		1:34.360	12		1:34.751	12		1:33.887
60	3.467	1:34.331	4	4.943	1:34.313	4	4.865	1:34.282	71	4 LAPS	1:47.531	99	3 LAPS	1:37.583
4	4.546	1:34.341	60	5.812	1:36.261	99	3 LAPS	2:59.963	4	14.864	1:44.750P	71	4 LAPS	1:48.156
99	2 LAPS	1:51.064P	7	24.524	1:34.888	60	14.959	1:43.507P	99	3 LAPS	1:38.121	32	28.645	1:35.256
7	23.552	1:36.159	32	27.687	1:34.511	32	27.911	1:34.584	32	27.276	1:34.116	1	32.189	1:37.038
32	27.092	1:35.181	1	29.421	1:34.722	1	29.526	1:34.465	1	29.038	1:34.263	7	1 LAP	3:05.540
95	4 LAPS	1:47.801	22	3 LAPS	1:43.632	7	35.806	1:45.642P	21	3 LAPS	1:41.066	21	3 LAPS	1:40.653
1	28.615	1:34.617	2	2 LAPS	1:37.894	21	3 LAPS	3:06.920	2	2 LAPS	1:37.749	2	2 LAPS	1:39.177
22	3 LAPS	1:42.975	50	2 LAPS	1:40.103	2	2 LAPS	1:39.536	3	1:03.477	1:35.849	3	1:05.427	1:35.837
21	2 LAPS	1:52.728P	95	4 LAPS	2:00.666P	50	2 LAPS	1:39.984	60	1:04.692	2:24.484	60	1:06.065	1:35.260
2	2 LAPS	1:41.351	3	1:01.377	1:35.824	3	1:02.379	1:35.362	50	2 LAPS	1:40.502	4	1:06.553	2:25.576
50	2 LAPS	1:55.540	9	1 LAP	3:17.143	22	3 LAPS	1:54.037P	9	1 LAP	1:34.421	9	1 LAP	1:34.638
3	59.469	1:36.305	8	1:09.400	1:36.177	9	1 LAP	1:34.744	8	1:12.081	1:35.665	50	2 LAPS	1:42.836
8	1:07.139	1:36.254	11	2 LAPS	1:37.400	8	1:11.167	1:36.127	11	2 LAPS	1:35.926	8	1:13.758	1:35.564
71	3 LAPS	1:46.128	15	2 LAPS	1:39.980	11	2 LAPS	1:36.486	15	2 LAPS	1:38.302	22	4 LAPS	3:19.175
15	2 LAPS	1:39.349	30	3 LAPS	1:39.430	15	2 LAPS	1:39.258	30	3 LAPS	1:37.915	11	2 LAPS	1:36.603
11	2 LAPS	1:37.516	71	3 LAPS	1:47.693	30	3 LAPS	1:38.593				15	2 LAPS	1:39.857
30	3 LAPS	3:27.014												

Weather/Track: Sun 26C/Dry 38C

www.mstworld.com

Page 7 of 16

Zolder  
Circuit Length = 4.0000 km.  
Start: 14:46 End: 16:52

Printed - 16:59 Sunday, 24 April 2011

**Belcar**  
**RACE - LAP CHART**

(contd.)

Lap 36			Lap 37			Lap 38			Lap 39			Lap 40		
No	Behind	Laptime	No	Behind	Laptime	No	Behind	Laptime	No	Behind	Laptime	No	Behind	Laptime
12		1:35.200	12		1:35.797	12		1:44.391P	32		1:34.988	32		1:35.643
30	4 LAPS	1:39.269	15	3 LAPS	1:38.723	22	5 LAPS	1:53.644	7	1 LAP	1:34.083	99	3 LAPS	1:38.300
95	7 LAPS	5:33.726	30	4 LAPS	1:38.386	99	3 LAPS	1:36.668	22	5 LAPS	1:51.788	7	1 LAP	1:34.853
99	3 LAPS	1:36.639	99	3 LAPS	1:36.777	32	16.516	1:34.414	95	7 LAPS	1:46.029	50	4 LAPS	1:46.034
32	27.976	1:34.531	95	7 LAPS	1:47.708	7	1 LAP	1:34.532	4	36.547	1:34.158	22	5 LAPS	1:49.928
1	31.810	1:34.821	32	26.493	1:34.314	95	7 LAPS	1:47.079	60	42.343	1:35.424	3	1 LAP	2:49.584
71	4 LAPS	1:47.834	1	30.746	1:34.733	1	29.211	1:42.856P	9	1 LAP	1:36.101	95	7 LAPS	1:46.205
7	1 LAP	1:35.792	7	1 LAP	1:34.611	71	4 LAPS	1:49.892	8	46.839	1:34.758	4	34.599	1:33.695
21	3 LAPS	1:39.871	71	4 LAPS	1:49.370	4	53.893	1:33.797	21	3 LAPS	1:40.044	9	1 LAP	1:34.543
3	1:05.543	1:35.316	4	1:04.487	1:34.456	60	58.423	1:35.260	2	2 LAPS	1:38.334	60	42.807	1:36.107
4	1:05.828	1:34.475	3	1:06.529	1:36.783	9	1 LAP	1:35.442	11	2 LAPS	1:36.459	8	46.186	1:34.990
60	1:07.168	1:36.303	60	1:07.554	1:36.183	8	1:03.585	1:35.200	71	4 LAPS	2:07.019P	2	2 LAPS	1:38.188
9	1 LAP	1:34.716	9	1 LAP	1:35.135	3	1:05.735	1:43.597P	15	2 LAPS	1:38.320	21	3 LAPS	1:40.623
2	2 LAPS	1:41.513	21	3 LAPS	1:43.457	21	3 LAPS	1:41.062	30	3 LAPS	1:37.510	11	2 LAPS	1:36.560
8	1:13.929	1:35.371	8	1:12.776	1:34.644	2	2 LAPS	1:39.219	1	1:30.629	2:52.922	15	2 LAPS	1:37.622
11	2 LAPS	1:36.849	2	2 LAPS	1:39.272	11	2 LAPS	1:36.009				30	3 LAPS	1:38.477
50	2 LAPS	1:53.341P	11	2 LAPS	1:36.564	15	2 LAPS	1:37.120				12	1 LAP	4:54.751
22	4 LAPS	1:53.241	15	2 LAPS	1:38.806	30	3 LAPS	1:37.995				1	1:29.256	1:34.270
			30	3 LAPS	1:38.178	50	3 LAPS	3:35.506				7	1:39.092	1:35.048
						99	2 LAPS	1:37.612				99	2 LAPS	1:38.071

Weather/Track: Sun 26C/Dry 38C

www.mstworld.com

Page 8 of 16

Zolder  
Circuit Length = 4.0000 km.  
Start: 14:46 End: 16:52

Printed - 16:59 Sunday, 24 April 2011

**Belcar**  
**RACE - LAP CHART**

(contd.)

Lap 41			Lap 42			Lap 43			Lap 44			Lap 45		
No	Behind	Laptime	No	Behind	Laptime	No	Behind	Laptime	No	Behind	Laptime	No	Behind	Laptime
32		1:42.223P	4		1:33.692	4		1:34.022	4		1:34.200	4		1:34.073
50	4 LAPS	1:41.132	9	1 LAP	1:34.897	9	1 LAP	1:33.920	3	1 LAP	1:37.041	3	1 LAP	1:35.782
3	1 LAP	1:36.086	22	5 LAPS	1:49.127	22	5 LAPS	1:47.355	50	4 LAPS	1:42.934	9	1 LAP	1:35.330
4	26.317	1:33.941	60	20.585	1:44.402P	95	7 LAPS	1:45.667	9	1 LAP	1:33.842	50	4 LAPS	1:42.184
22	5 LAPS	1:48.835	95	7 LAPS	1:46.669	2	2 LAPS	1:38.232	2	2 LAPS	1:39.353	8	2 LAPS	3:31.009P
9	1 LAP	1:34.004	2	2 LAPS	1:36.523	11	2 LAPS	1:36.603	11	2 LAPS	1:38.025	2	2 LAPS	1:38.354
95	7 LAPS	1:46.567	21	3 LAPS	1:39.639	21	3 LAPS	1:40.635	32	46.021	1:34.811	32	47.146	1:35.198
60	36.192	1:35.608	11	2 LAPS	1:36.384	32	45.410	1:33.321	22	5 LAPS	1:48.573	11	2 LAPS	1:38.644
8	48.314	1:44.351P	32	46.111	2:46.120	1	56.684	1:34.029	95	7 LAPS	1:49.182	1	56.650	1:34.444
2	2 LAPS	1:37.875	71	5 LAPS	1:47.485	30	3 LAPS	1:39.052	21	3 LAPS	1:40.612	21	3 LAPS	1:40.857
21	3 LAPS	1:39.752	1	56.677	1:34.311	15	3 LAPS	3:09.709	1	56.279	1:33.795	22	5 LAPS	1:47.369
11	2 LAPS	1:37.660	30	3 LAPS	1:38.568	7	1:08.890	1:36.599	7	1:10.178	1:35.488	60	1:10.813	1:34.471
71	5 LAPS	3:18.525	12	1 LAP	1:43.709	60	1:09.586	2:23.023	60	1:10.415	1:35.029	7	1:11.229	1:35.124
12	1 LAP	1:36.538	7	1:06.313	1:35.066	12	1 LAP	1:38.992	30	3 LAPS	1:40.677	95	7 LAPS	1:59.820P
30	3 LAPS	1:40.149	99	2 LAPS	1:37.295	71	5 LAPS	1:51.667	15	3 LAPS	1:39.603	30	3 LAPS	1:37.991
1	1:22.375	1:35.342	50	3 LAPS	1:42.146	99	2 LAPS	1:37.667	12	1 LAP	1:37.145	15	3 LAPS	1:38.397
15	2 LAPS	1:50.875P	8	1:30.468	2:42.163P				99	2 LAPS	1:38.670	12	1 LAP	1:37.814
7	1:31.256	1:34.387	3	1:31.870	1:35.031				71	5 LAPS	1:47.889	99	2 LAPS	1:38.273
99	2 LAPS	1:37.138												
50	3 LAPS	1:41.954												
3	1:56.848	1:34.813												

Weather/Track: Sun 26C/Dry 38C

www.mstworld.com

Page 9 of 16

Zolder  
Circuit Length = 4.0000 km.  
Start: 14:46 End: 16:52

Printed - 16:59 Sunday, 24 April 2011

**Belcar**  
**RACE - LAP CHART**

(contd.)

Lap 46			Lap 47			Lap 48			Lap 49			Lap 50		
No	Behind	Laptime	No	Behind	Laptime	No	Behind	Laptime	No	Behind	Laptime	No	Behind	Laptime
4		1:33.929	4		1:33.077	4		1:33.472	4		1:34.422	4		1:33.989
3	1 LAP	1:35.537	3	1 LAP	1:34.958	3	1 LAP	1:35.352	99	3 LAPS	1:38.104	30	4 LAPS	1:38.616
71	6 LAPS	1:46.064	9	1 LAP	1:33.760	9	1 LAP	1:33.412	22	6 LAPS	1:48.065	15	4 LAPS	1:39.442
9	1 LAP	1:33.966	71	6 LAPS	1:45.503	71	6 LAPS	1:45.135	3	1 LAP	1:34.818	12	2 LAPS	1:47.287P
50	4 LAPS	1:40.619	50	4 LAPS	1:41.229	50	4 LAPS	1:41.957	9	1 LAP	1:33.989	99	3 LAPS	1:37.373
32	47.211	1:33.994	32	47.804	1:33.670	32	47.341	1:33.009	71	6 LAPS	1:45.619	9	1 LAP	1:37.088
2	2 LAPS	1:38.532	8	3 LAPS	3:36.694	8	3 LAPS	1:36.559	50	4 LAPS	1:41.655	3	1 LAP	1:40.456
11	2 LAPS	1:36.516	2	2 LAPS	1:38.390	2	2 LAPS	1:36.534	32	45.891	1:32.972	22	6 LAPS	1:50.179
1	57.096	1:34.375	11	2 LAPS	1:36.560	11	2 LAPS	1:37.173	8	3 LAPS	1:36.350	32	46.898	1:34.996
21	3 LAPS	1:39.941	1	57.629	1:33.610	1	58.668	1:34.511	1	59.028	1:34.782	95	11 LAPS	7:26.026
60	1:10.024	1:33.140	21	3 LAPS	1:39.830	60	1:10.160	1:33.523	2	2 LAPS	1:38.472	50	4 LAPS	1:43.161
7	1:12.053	1:34.753	60	1:10.109	1:33.162	7	1:14.424	1:34.963	11	2 LAPS	1:37.975	71	6 LAPS	1:47.438
22	5 LAPS	1:46.966	7	1:12.933	1:33.957	21	3 LAPS	1:41.127	60	1:09.557	1:33.819	8	3 LAPS	1:37.514
12	1 LAP	1:37.146	12	1 LAP	1:36.552	12	1 LAP	1:36.701	7	1:14.223	1:34.221	1	59.636	1:34.597
30	3 LAPS	1:38.709	30	3 LAPS	1:38.473	30	3 LAPS	1:38.024	21	3 LAPS	1:40.907	11	2 LAPS	1:38.536
15	3 LAPS	1:39.087	22	5 LAPS	1:47.179	15	3 LAPS	1:37.856				2	2 LAPS	1:40.356
99	2 LAPS	1:37.767	15	3 LAPS	1:38.239							60	1:09.189	1:33.621
			99	2 LAPS	1:37.089							7	1:14.324	1:34.090
												21	3 LAPS	1:41.474

Weather/Track: Sun 26C/Dry 38C

www.mstworld.com

Page 10 of 16

Zolder  
Circuit Length = 4.0000 km.  
Start: 14:46 End: 16:52

Printed - 16:59 Sunday, 24 April 2011

**Belcar**  
**RACE - LAP CHART**

(contd.)

Lap 51			Lap 52			Lap 53			Lap 54			Lap 55		
No	Behind	Laptime	No	Behind	Laptime	No	Behind	Laptime	No	Behind	Laptime	No	Behind	Laptime
4		1:33.754	4		1:33.715	4		1:33.734	4		1:33.739	4		1:33.800
30	4 LAPS	1:37.836	21	4 LAPS	1:41.010	21	4 LAPS	1:40.147	95	12 LAPS	1:46.443	71	7 LAPS	1:45.943
15	4 LAPS	1:37.466	30	4 LAPS	1:38.677	15	4 LAPS	1:36.708	15	4 LAPS	1:37.522	95	12 LAPS	1:44.892
99	3 LAPS	1:37.125	15	4 LAPS	1:37.619	9	1 LAP	1:34.721	9	1 LAP	1:37.218	9	1 LAP	1:34.509
9	1 LAP	1:33.893	99	3 LAPS	1:37.877	99	3 LAPS	1:38.196	21	4 LAPS	1:43.163	15	4 LAPS	1:37.357
3	1 LAP	1:47.351P	9	1 LAP	1:34.126	30	4 LAPS	1:41.675	99	3 LAPS	1:37.384	99	3 LAPS	1:38.077
22	6 LAPS	1:51.131	12	3 LAPS	3:30.391	12	3 LAPS	1:33.463	30	4 LAPS	1:38.630	12	3 LAPS	1:33.624
32	46.928	1:33.784	32	47.190	1:33.977	3	2 LAPS	3:08.710	12	3 LAPS	1:32.438	21	4 LAPS	1:41.843
50	4 LAPS	1:42.233	22	6 LAPS	1:49.233	32	47.046	1:33.590	3	2 LAPS	1:35.135	30	4 LAPS	1:39.318
1	1:01.862	1:35.980	1	1:02.941	1:34.794	1	1:04.069	1:34.862	32	46.612	1:33.305	3	2 LAPS	1:35.306
8	3 LAPS	1:39.038	8	3 LAPS	1:38.366	8	3 LAPS	1:37.268	1	1:04.928	1:34.598	32	47.389	1:34.577
71	6 LAPS	1:48.852	50	4 LAPS	1:43.778	60	1:10.928	1:34.277	60	1:10.875	1:33.686	1	1:06.483	1:35.355
95	11 LAPS	1:51.731	60	1:10.385	1:34.040	22	6 LAPS	1:48.838	8	3 LAPS	1:37.658	2	4 LAPS	4:22.310
60	1:10.060	1:34.625	11	2 LAPS	1:38.205	50	4 LAPS	1:40.812	7	1:18.948	1:34.646	60	1:10.839	1:33.764
11	2 LAPS	1:38.591	7	1:17.044	1:35.921	7	1:18.041	1:34.731	50	4 LAPS	1:41.411	8	3 LAPS	1:37.674
2	2 LAPS	1:39.380	71	6 LAPS	1:46.829	11	2 LAPS	1:39.868	11	2 LAPS	1:37.944	7	1:19.839	1:34.691
7	1:14.838	1:34.268	95	11 LAPS	1:48.011	71	6 LAPS	1:45.121	22	6 LAPS	1:50.255	11	2 LAPS	1:39.874
			2	2 LAPS	1:47.121P									

Weather/Track: Sun 26C/Dry 38C

www.mstworld.com

Page 11 of 16

Zolder  
Circuit Length = 4.0000 km.  
Start: 14:46 End: 16:52

Printed - 16:59 Sunday, 24 April 2011

**Belcar**  
**RACE - LAP CHART**

(contd.)

Lap 56			Lap 57			Lap 58			Lap 59			Lap 60		
No	Behind	Laptime	No	Behind	Laptime	No	Behind	Laptime	No	Behind	Laptime	No	Behind	Laptime
4		1:34.040	4		1:35.494	4		1:34.727	4		1:44.082P	32		1:34.092
50	5 LAPS	1:43.814	11	3 LAPS	1:40.277	11	3 LAPS	1:37.417	11	3 LAPS	1:39.328	99	3 LAPS	1:39.081
22	7 LAPS	1:49.215	50	5 LAPS	1:41.608	50	5 LAPS	1:41.685	9	1 LAP	1:34.596	4	9.965	2:18.987
9	1 LAP	1:34.716	9	1 LAP	1:34.511	9	1 LAP	1:34.381	12	3 LAPS	1:32.549	30	4 LAPS	1:41.313
71	7 LAPS	1:46.020	22	7 LAPS	1:47.042	12	3 LAPS	1:34.224	15	4 LAPS	1:37.507	21	4 LAPS	1:40.810
15	4 LAPS	1:36.740	15	4 LAPS	1:37.404	15	4 LAPS	1:37.213	3	2 LAPS	1:36.399	1	19.461	1:34.676
95	12 LAPS	1:47.124	12	3 LAPS	1:35.937	22	7 LAPS	1:48.992	99	3 LAPS	1:39.269	60	22.545	1:34.592
12	3 LAPS	1:33.789	99	3 LAPS	1:38.215	3	2 LAPS	1:35.272	32	34.930	1:34.779	71	7 LAPS	1:47.223
99	3 LAPS	1:38.577	71	7 LAPS	1:48.268	99	3 LAPS	1:39.420	30	4 LAPS	1:40.228	22	7 LAPS	1:51.297
30	4 LAPS	1:38.649	3	2 LAPS	1:36.623	30	4 LAPS	1:39.300	22	7 LAPS	1:54.237	95	12 LAPS	1:45.991
3	2 LAPS	1:36.648	95	12 LAPS	1:47.190	32	44.233	1:34.345	21	4 LAPS	1:41.742	7	37.460	1:35.772
21	4 LAPS	1:41.821	30	4 LAPS	1:40.414	71	7 LAPS	1:45.224	71	7 LAPS	1:45.793	8	3 LAPS	1:35.492
32	46.674	1:33.325	21	4 LAPS	1:40.101	21	4 LAPS	1:42.386	95	12 LAPS	1:45.139	2	4 LAPS	1:39.478
1	1:06.351	1:33.908	32	44.615	1:33.435	95	12 LAPS	1:46.953	1	53.807	1:33.789	9	1:09.252	1:35.175
60	1:10.571	1:33.772	1	1:04.764	1:33.907	1	1:04.100	1:34.063	50	5 LAPS	2:25.309P	12	2 LAPS	1:32.484
7	1:21.917	1:36.118	60	1:08.555	1:33.478	60	1:07.565	1:33.737	60	56.975	1:33.492	11	2 LAPS	1:52.377P
8	3 LAPS	1:38.328	7	1:20.438	1:34.015	7	1:19.871	1:34.160	7	1:10.710	1:34.921	15	3 LAPS	1:38.153
2	4 LAPS	1:51.162	8	3 LAPS	1:37.093	8	3 LAPS	1:36.364	8	3 LAPS	1:35.858	3	1 LAP	1:34.802
			2	4 LAPS	1:42.565	2	4 LAPS	1:41.588	2	4 LAPS	1:40.613			
									11	2 LAPS	1:38.889			
									9	1:43.099	1:34.473			
									12	2 LAPS	1:32.215			
									15	3 LAPS	1:37.104			
									3	1 LAP	1:34.894			

Weather/Track: Sun 26C/Dry 38C

www.mstworld.com

Zolder  
Circuit Length = 4.0000 km.  
Start: 14:46 End: 16:52

**Belcar**  
**RACE - LAP CHART**

(contd.)

Lap 61			Lap 62			Lap 63			Lap 64			Lap 65		
No	Behind	Laptime	No	Behind	Laptime	No	Behind	Laptime	No	Behind	Laptime	No	Behind	Laptime
32		1:33.829	32		1:33.685	32		1:34.755	32		1:33.983	32		1:41.610P
99	3 LAPS	1:38.750	4	10.882	1:34.352	15	4 LAPS	1:38.431	15	4 LAPS	1:38.719	4	2.278	1:33.635
4	10.215	1:34.079	99	3 LAPS	1:39.352	3	2 LAPS	1:40.458	4	10.253	1:34.120	15	4 LAPS	1:39.848
30	4 LAPS	1:39.304	1	20.169	1:34.270	4	10.116	1:33.989	3	2 LAPS	1:39.470	7	1 LAP	1:33.774
1	19.584	1:33.952	50	7 LAPS	4:42.491	99	3 LAPS	1:38.396	7	1 LAP	1:35.134	1	13.569	1:34.446
60	22.970	1:34.254	60	22.817	1:33.532	7	1 LAP	2:38.621	1	20.733	1:35.294	60	14.400	1:33.983
21	4 LAPS	1:41.011	30	4 LAPS	1:40.028	1	19.422	1:34.008	99	3 LAPS	1:38.684	3	2 LAPS	1:48.814P
71	7 LAPS	1:44.627	21	4 LAPS	1:39.764	60	22.473	1:34.411	60	22.027	1:33.537	99	3 LAPS	1:38.558
95	12 LAPS	1:46.242	8	3 LAPS	1:36.503	50	7 LAPS	1:39.697	50	7 LAPS	1:38.277	50	7 LAPS	1:39.049
22	7 LAPS	1:49.790	71	7 LAPS	1:45.258	30	4 LAPS	1:39.908	30	4 LAPS	1:38.885	30	4 LAPS	1:38.980
8	3 LAPS	1:35.056	95	12 LAPS	1:46.612	21	4 LAPS	1:39.892	21	4 LAPS	1:39.661	21	4 LAPS	1:39.231
7	48.007	1:44.376P	22	7 LAPS	1:49.858	8	3 LAPS	1:35.292	8	3 LAPS	1:35.283	8	3 LAPS	1:35.294
9	1:10.297	1:34.874	11	3 LAPS	2:47.061	71	7 LAPS	1:45.863	71	7 LAPS	1:46.037	12	2 LAPS	1:33.879
2	4 LAPS	1:38.720	12	2 LAPS	1:34.402	95	12 LAPS	1:45.644	12	2 LAPS	1:35.939	11	3 LAPS	1:39.639
12	2 LAPS	1:33.592	9	1:12.218	1:35.606	11	3 LAPS	1:41.387	11	3 LAPS	1:39.813	71	7 LAPS	1:46.316
15	3 LAPS	1:37.626	2	4 LAPS	1:39.450	12	2 LAPS	1:33.180	9	1:25.306	1:46.129P	2	4 LAPS	1:37.991
3	1 LAP	1:36.989				9	1:13.160	1:35.697	2	4 LAPS	1:39.403			
						22	7 LAPS	1:52.255	95	12 LAPS	1:58.716P			
						2	4 LAPS	1:38.280	22	7 LAPS	1:51.504			

Weather/Track: Sun 26C/Dry 38C

www.mstworld.com

Zolder  
Circuit Length = 4.0000 km.  
Start: 14:46 End: 16:52

**Belcar**  
**RACE - LAP CHART**

(contd.)

Lap 66			Lap 67			Lap 68			Lap 69			Lap 70		
No	Behind	Laptime	No	Behind	Laptime	No	Behind	Laptime	No	Behind	Laptime	No	Behind	Laptime
4		1:34.158	4		1:33.632	4		1:34.113	4		1:33.590	4		1:34.055
22	8 LAPS	1:47.898	3	3 LAPS	2:58.630	71	8 LAPS	1:46.988	3	3 LAPS	1:36.175	95	15 LAPS	1:46.931
7	1 LAP	1:33.915	7	1 LAP	1:35.728	3	3 LAPS	1:35.962	7	1 LAP	1:34.554	2	5 LAPS	1:42.139
15	4 LAPS	1:41.589	60	13.025	1:35.168	7	1 LAP	1:33.500	60	12.934	1:34.231	7	1 LAP	1:34.722
1	11.013	1:33.880	1	13.370	1:35.989	60	12.293	1:33.381	71	8 LAPS	1:49.990	60	13.119	1:34.240
60	11.489	1:33.525	15	4 LAPS	1:49.851P	1	21.608	1:42.351P	99	3 LAPS	1:39.335	3	3 LAPS	1:37.910
99	3 LAPS	1:38.799	22	8 LAPS	1:54.738	99	3 LAPS	1:39.065	32	49.019	1:36.089	71	8 LAPS	1:49.710
50	7 LAPS	1:39.229	99	3 LAPS	1:38.923	50	7 LAPS	1:39.334	8	3 LAPS	1:35.991	99	3 LAPS	1:39.270
30	4 LAPS	1:38.911	50	7 LAPS	1:39.778	30	4 LAPS	1:39.952	30	4 LAPS	1:40.301	32	49.629	1:34.665
21	4 LAPS	1:39.735	30	4 LAPS	1:38.972	22	8 LAPS	1:54.329	9	1 LAP	1:36.180	8	3 LAPS	1:35.182
32	43.184	2:19.620	32	45.115	1:35.563	32	46.520	1:35.518	50	7 LAPS	1:48.454P	9	1 LAP	1:36.004
8	3 LAPS	1:36.110	8	3 LAPS	1:36.456	8	3 LAPS	1:35.731	12	2 LAPS	1:34.802	30	4 LAPS	1:39.965
9	1 LAP	2:39.523	9	1 LAP	1:35.615	9	1 LAP	1:35.637	21	4 LAPS	1:41.551	12	2 LAPS	1:36.971
12	2 LAPS	1:32.528	21	4 LAPS	1:42.153	21	4 LAPS	1:39.896	22	8 LAPS	1:53.928	1	1:11.411	1:36.130
11	3 LAPS	1:39.492	12	2 LAPS	1:33.413	12	2 LAPS	1:34.236	1	1:09.336	2:21.318	21	4 LAPS	1:42.429
2	4 LAPS	1:38.943	95	14 LAPS	4:34.718	15	4 LAPS	2:26.647	15	4 LAPS	1:37.519	22	8 LAPS	1:54.358
71	7 LAPS	1:46.825	11	3 LAPS	1:38.688	95	14 LAPS	1:46.819	11	3 LAPS	1:39.615			
			2	4 LAPS	1:38.204	11	3 LAPS	1:39.369						
						2	4 LAPS	1:38.245						

Weather/Track: Sun 26C/Dry 38C

www.mstworld.com

Zolder  
Circuit Length = 4.0000 km.  
Start: 14:46 End: 16:52

**Belcar**  
**RACE - LAP CHART**

(contd.)

Lap 71			Lap 72			Lap 73			Lap 74			Lap 75		
No	Behind	Laptime	No	Behind	Laptime	No	Behind	Laptime	No	Behind	Laptime	No	Behind	Laptime
4		1:34.752	4		1:34.615	4		1:34.223	4		1:33.747	4		1:34.226
11	4 LAPS	1:39.758	11	4 LAPS	1:39.453	7	1 LAP	1:33.863	7	1 LAP	1:33.415	71	9 LAPS	1:48.665
7	1 LAP	1:34.698	7	1 LAP	1:33.642	60	12.432	1:34.127	60	12.120	1:33.435	21	5 LAPS	1:41.253
60	12.932	1:34.565	60	12.528	1:34.211	11	4 LAPS	1:39.700	11	4 LAPS	1:38.786	7	1 LAP	1:33.178
3	3 LAPS	1:36.607	22	9 LAPS	1:56.926	3	3 LAPS	1:37.166	3	3 LAPS	1:36.267	60	11.062	1:33.168
95	15 LAPS	1:48.781	3	3 LAPS	1:35.404	22	9 LAPS	1:54.027	22	9 LAPS	1:48.524	11	4 LAPS	1:39.977
2	5 LAPS	1:46.945	95	15 LAPS	1:46.554	95	15 LAPS	1:45.610	95	15 LAPS	1:45.155	3	3 LAPS	2:00.638P
99	3 LAPS	1:40.239	2	5 LAPS	1:48.600	32	51.881	1:35.362	32	52.782	1:34.648	32	55.182	1:36.626
32	49.907	1:35.030	32	50.742	1:35.450	8	3 LAPS	1:37.115	8	3 LAPS	1:35.768	8	3 LAPS	1:35.995
8	3 LAPS	1:36.221	99	3 LAPS	1:40.305	9	1 LAP	1:36.099	9	1 LAP	1:35.095	9	1 LAP	1:36.140
71	8 LAPS	1:50.895	8	3 LAPS	1:35.451	99	3 LAPS	1:40.142	99	3 LAPS	1:39.581	95	15 LAPS	1:47.676
9	1 LAP	1:35.528	9	1 LAP	1:36.100	2	5 LAPS	2:04.291P	12	2 LAPS	1:36.216	22	9 LAPS	1:53.678
30	4 LAPS	1:40.811	12	2 LAPS	1:36.417	12	2 LAPS	1:36.892	1	1:14.865	1:34.484	99	3 LAPS	1:40.818
12	2 LAPS	1:36.887	71	8 LAPS	1:49.136	1	1:14.128	1:35.590	30	4 LAPS	1:40.386	12	2 LAPS	1:34.606
50	8 LAPS	3:22.095	30	4 LAPS	1:41.569	30	4 LAPS	1:42.330	50	8 LAPS	1:40.062	1	1:15.583	1:34.944
1	1:11.011	1:34.352	1	1:12.761	1:36.365	71	8 LAPS	1:49.345				30	4 LAPS	1:40.571
21	4 LAPS	1:41.327	50	8 LAPS	1:42.773	50	8 LAPS	1:40.847						
			21	4 LAPS	1:41.188	21	4 LAPS	1:40.992						

Weather/Track: Sun 26C/Dry 38C

www.mstworld.com

Page 15 of 16

Zolder  
Circuit Length = 4.0000 km.  
Start: 14:46 End: 16:52

Printed - 16:59 Sunday, 24 April 2011

**Belcar**  
**RACE - LAP CHART**

(contd.)

Lap 76			Lap 77			Lap 78			Lap 79			Lap 80		
No	Behind	Laptime	No	Behind	Laptime	No	Behind	Laptime	No	Behind	Laptime	No	Behind	Laptime
4		1:33.921	4		1:34.213	4		1:34.738	4		1:36.099			
50	9 LAPS	1:40.627	30	5 LAPS	1:41.277	7	1 LAP	1:34.548	7	1 LAP	1:33.532			
7	1 LAP	1:34.160	7	1 LAP	1:33.780	60	9.737	1:34.015	60	7.182	1:33.544			
60	11.090	1:33.949	60	10.460	1:33.583	30	5 LAPS	1:42.463	95	16 LAPS	1:48.571			
21	5 LAPS	1:42.785	50	9 LAPS	1:41.735	50	9 LAPS	1:39.677	30	5 LAPS	1:41.901			
71	9 LAPS	1:50.773	21	5 LAPS	1:41.929	22	10 LAPS	1:56.411	50	9 LAPS	1:41.094			
11	4 LAPS	1:39.762	3	4 LAPS	2:48.954	21	5 LAPS	1:42.490	22	10 LAPS	1:54.374			
32	57.284	1:36.023	11	4 LAPS	1:40.191	3	4 LAPS	1:37.781	3	4 LAPS	1:40.190			
8	3 LAPS	1:35.149	71	9 LAPS	1:52.328	11	4 LAPS	1:40.855	21	5 LAPS	1:44.650			
9	1 LAP	1:35.367	32	58.865	1:35.794	71	9 LAPS	1:52.832	11	4 LAPS	1:41.797			
12	2 LAPS	1:35.613	8	3 LAPS	1:35.323	32	1:00.168	1:36.041	32	1:01.023	1:36.954			
1	1:16.831	1:35.169	9	1 LAP	1:40.494	8	3 LAPS	1:36.344	8	3 LAPS	1:36.662			
95	15 LAPS	1:46.359	12	2 LAPS	1:35.294	9	1 LAP	1:39.387	9	1 LAP	1:36.961			
99	3 LAPS	1:41.519	1	1:17.419	1:34.801	12	2 LAPS	1:34.281	12	2 LAPS	1:35.728			
22	9 LAPS	1:55.070	99	3 LAPS	1:41.134	1	1:17.799	1:35.118	71	9 LAPS	1:54.492			
			95	15 LAPS	1:48.546	99	3 LAPS	1:41.593	1	1:17.464	1:35.764			
									99	3 LAPS	1:44.701			

Weather/Track: Sun 26C/Dry 38C

www.mstworld.com

Page 16 of 16

Zolder  
Circuit Length = 4.0000 km.  
Start: 14:46 End: 16:52

Printed - 16:59 Sunday, 24 April 2011

## Belcar

### RACE CLASSIFICATION AFTER 1 HOUR

POS	NO	CL	DRIVER(S)	CAR	TIME	LAPS	GAP	KPH	BEST
1	32	GT3	Longin/Maassen	Audi R8 LMS	1:01:17.478	39		152.72	1:32.986
2	4	GT3	Wauters/Kumpen	Mercedes SLS GT3	1:01:54.025	39	36.547	151.22	1:32.778
3	60	GT3	Goossens/Soulet	Porsche 997 GT3R	1:01:59.821	39	42.343	150.98	1:32.381
4	8	GT3	Vanthoor/Wauters	Mercedes SLS GT3	1:02:04.317	39	46.839	150.80	1:34.169
5	1	GT3	Verbist/Ide	Audi R8 LMS	1:02:48.107	39	1:30.629	149.05	1:33.174
6	12	GT3	Kuismanen/Palttala	Ford GT3	59:25.974	38	1 LAP	153.46	1:32.299
7	3	GT3	Bouvy/Coens	Corvette Z06	1:00:31.709	38	1 LAP	150.68	1:33.931
8	7	GT3	Verbergt/V.hooydonk	Aston Martin DBR9 GT3	1:01:22.312	38	1 LAP	148.61	1:32.704
9	9	GT3	Moser/Schmetz	Aston Martin DBRS9 GT3	1:02:00.826	38	1 LAP	147.07	1:33.352
10	2	GTb	Thiers/Thiers	Ferrari F430	1:02:13.024	37	2 LAPS	142.73	1:34.370
11	11	GTO	Lumbeek/Langeberg	Dodge Viper GTSR	1:02:22.231	37	2 LAPS	142.38	1:35.734
12	15	GTb	De Laet/Lagrange	Lamborghini Gallardo	1:02:38.499	37	2 LAPS	141.76	1:37.110
13	99	GTO	Derdaele/Derdaele	Porsche GT3 Cup	1:01:16.544	36	3 LAPS	141.01	1:36.639
14	21	GTO	Mattheus/Redant	Porsche 997 Supercup	1:02:12.288	36	3 LAPS	138.90	1:39.201
15	30	GTO	Makelberge/Kern	Porsche 997 Cup	1:02:38.975	36	3 LAPS	137.92	1:37.510
16	50	GTO	Verhoeven/Verhoeven	BMW M3 GTR	1:01:13.190	35	4 LAPS	137.22	1:38.617
17	71	GTO	Lammens/V.audenhove	Porsche 996 Cup	1:02:24.358	35	4 LAPS	134.61	1:43.858
18	22	GTO	Sluys/Renmans	Porsche 997 Cup	1:01:25.890	34	5 LAPS	132.84	1:38.965
19	95	GTO	Weerot/Van Sprundel	Dodge Viper	1:01:37.021	32	7 LAPS	124.65	1:43.963
FASTEST LAP									
12	GT3	Kuismanen/Palttala	Ford GT3	1:32.299	6	156.01kph	96.94mph		
2	GTb	Thiers/Thiers	Ferrari F430	1:34.370	8	152.59kph	94.81mph		
11	GTO	Lumbeek/Langeberg	Dodge Viper GTSR	1:35.734	17	150.41kph	93.46mph		

Weather/Track: Sun 26C/Dry 38C

www.mstworld.com

Zolder  
Circuit Length = 4.0000 km.  
Start: 14:46

Printed - 15:50 Sunday, 24 April 2011